SIZE:58.8X21cm

anko

Wearable Heated Blanket

Instruction Manual

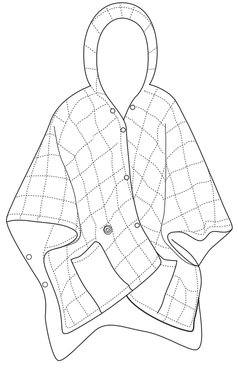

45-MINUTE
AUTO SHUT
OFF FUNCTION

USB Type-C cable

Model H-6162-1

To ensure proper operation of this device, please read this instruction manual carefully before using the device and keep it for further reference.

READ AND SAVE IMPORTANT SAFETY INSTRUCTIONS

When using electrical products, especially when children are present, basic safety precautions should always be followed, including the following:

READ ALL INSTRUCTIONS BEFORE USING.

DANGER- TO REDUCE THE RISK OF ELECTRIC SHOCK:

1. **ALWAYS** unplug the unit from the electrical outlet immediately after using and before cleaning.
2. **DO NOT** reach for a unit that has fallen into water. Unplug it immediately.
3. **NEVER** use pins or other metallic fasteners with this appliance.
4. **DO NOT** place or store appliance where it can fall or be pulled into a tub or sink.
5. **DO NOT** place in or drop into water or other liquid.

WARNING- TO REDUCE THE RISK OF BURNS, FIRE, ELECTRIC SHOCK OR INJURY TO PERSONS:

1. The appliance should **Never** be left unattended when operating, unplug from adaptor (not included) or power bank (not included) when not in use and before putting on or taking off parts or attachments.
2. Close supervision is necessary when this appliance is used by, on, or near children, invalids, or disabled persons.
3. Use this appliance only for its intended use as described in this manual.
4. **DO NOT** use attachments not recommended in this manual; specifically any attachments not provided with the unit.
5. **NEVER** operate this appliance if it has a damaged cord or plug, if it is not working properly, if it has been dropped or damaged,

or dropped into water. Any repairs to the product must be carried out by qualified electrical person only.

6. Keep the cord away from heated surfaces.
7. **NEVER** drop or insert any object into any opening.
8. **DO NOT** operate where aerosol (spray) products are being used or where oxygen is being administered.
9. **DO NOT** operate under a blanket or pillow. Excessive heating can occur and cause fire, electric shock, or injury to persons.
10. **DO NOT** carry this appliance by the supply cord or use cord as a handle.
11. To disconnect, turn off the appliance, then remove **USB** from outlet.
12. **DO NOT** use outdoors.
13. Store the appliance in a dry and cool place when not in use. Ensure it is completely cooled down before folding and storing.
14. **DO NOT** crease the appliance by placing items on top of it during storage.
15. This appliance is not intended for medical use in hospitals.
16. **DO NOT** use if wet.
17. This appliance must not be used by persons insensitive to heat and other very vulnerable persons who are unable to react to overheating.
18. 0-3 Not to be used by very young children (0-3 years). Children under the age of three are not to use this appliance.
19. **DO NOT** use while sleeping.
20. Use heated surfaces carefully. May cause serious burns. **DO NOT** use over insensitive skin areas or in the presence of poor circulation. The unattended use of heat by children or incapacitated persons may be dangerous.
21. All servicing of this heated blanket must be performed by qualified electrical person only.
22. **DO NOT** pull, twist or bend the power cable.

23. **DO NOT** use this product on animals, this product is intended for use on people only.

CAUTION- PLEASE READ ALL INSTRUCTIONS CAREFULLY BEFORE OPERATING.

1. If you have concerns regarding your health, consult your doctor before using this product.
2. Those with the following conditions should consult their doctor before using this product:
   - Pregnancy
   - Malignant Tumor -Diabetes
   - Conditions requiring rest
   - Heart Disease
   - Pacemakers
3. If at any time soreness, rash or pain occurs, discontinue use and consult your physician.
4. **NEVER** use this product directly on swollen or inflamed areas, skin eruptions or an open wound.
5. **CAUTION!** Prolonged and extended use could cause skin burns.
6. **ALWAYS** place heated blanket on top and not under your body.
7. **DO NOT** wrap heated blanket too tightly around the body.

INSTRUCTIONS FOR USE

POWER BUTTON (4 Heat Settings)

Green Light	White Light	Blue Light	Red Light	No Indicator
Warm Level	Low Level	Medium Level	High Level	Light On (Turn Off)
■ □ □ □	■ ■ □ □	■ ■ ■ □	■ ■ ■ ■	

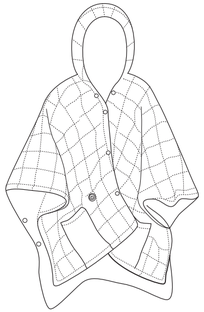



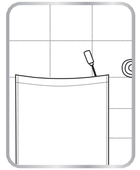

USB-C
INPUT PORT

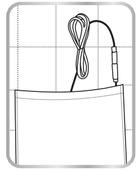

USB-C
POWER CABLE

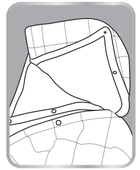

REMOVABLE
HOOD

INSTRUCTIONS FOR USE

HOW TO USE

1. Connect to a 5V USB power port, the indicator light will turn **ON**.
2. To turn the appliance **ON**, press the Power Button, long press the power button (for 2 seconds) until the indicator light turns to **green**, this means the **warm-level** heating mode is **ON**.
3. Pressing the power button again will switch to **low-level** heating mode and the indicator light will switch to solid white.
4. Pressing the power button again will switch to **mid-level** heating mode and the indicator light will switch to solid **blue**.
5. Pressing the power button once more will switch to **high-level** heating mode and the indicator light will turn solid **red**.
6. The heated blanket will automatically turn off after 45 minutes of being on by default, if you want to turn it **OFF** manually, long press the power button (for 2 seconds) until the indicator light goes off.

45 MINUTES AUTO-OFF FEATURE

- To avoid risks like burns, the heated blanket auto-off feature activate after 45 minutes of working, if you want to continue use, turn the heated blanket back on.
- We recommend using “low level” heat for continuous use of the electric heated blanket.

WARNING: USB adaptor approved for use in Australia and New Zealand must be used to power this unit. The output of the USB power adaptor must not exceed 5Vd.c. 2A

MAINTENANCE

TO CLEAN

WARNING: The heated blanket must be turned **OFF** and disconnected from power first.

1. **DO NOT** dry clean, machine wash, hand wash or tumble dry your heated blanket. The heated blanket can only be spot cleaned with a damp cloth.
2. **DO NOT** immerse the product, cords or controls in water.
3. **NEVER** use strong abrasives, detergents, or cleansing agents.
4. **NEVER** use abrasive cleaners, brushes, gasoline, kerosene, glass or furniture polish, or paint thinner to clean.
5. **DO NOT** switch **ON** unit to dry it. **DO NOT** plug in until the blanket is completely dry.
6. **DO NOT** use or store until the heated blanket is completely dry.
7. **DO NOT** attempt to repair the unit. There are no user-serviceable parts. If any abnormalities, wear or defects are visible do not use. Have the product inspected by qualified electrical person.

TO STORE

1. Turn off the unit, ensure it is completely cooled down before folding and storing, store it in a dry and cool place.
2. Avoid placing any objects on top of the heated blanket.

12 Month Warranty

Thank you for your purchase.

Your new product is warrantied to be free from defects in materials and workmanship for the period stated above, from the date of purchase, provided that the product is used in accordance with accompanying recommendations or instructions where provided. This warranty is in addition to your rights under the Australian Consumer Law.
For New Zealand customers, this warranty is in addition to statutory rights observed under New Zealand legislation.

We will provide you with your choice of a refund, repair (where possible) or exchange (availability dependent) for this product if it becomes defective within the warranty period. The business will bear the reasonable expense of claiming the warranty.
This warranty will no longer apply where the defect is a result of alteration, accident, misuse, abuse or neglect.

Please retain your receipt as proof of purchase and contact our Customer Service Centre as listed below, for the entity you purchased this product from, for any difficulties with your product. Warranty claims and claims for expense incurred in returning this product can be addressed to the respective Customer Service Centre.

Our goods come with guarantees that cannot be excluded under the Australian Consumer Law. You are entitled to a replacement or refund for a major failure and compensation for any other reasonably foreseeable loss or damage. You are also entitled to have the goods repaired or replaced if the goods fail to be of acceptable quality and the failure does not amount to a major failure.

Contact for Kmart purchases	Contact for Target purchases
Kmart Australia Ltd. C/- Customer Service Centre 690 Springvale Road, Mulgrave Vic 3170 Customer Service: 1800 124 125 (Australia) or 0800 945 995 (New Zealand) or via Customer Help at kmart.com.au	Target Australia Pty Ltd C/- Customer Service Centre 2 Kendall Street, Williams Landing, Vic, 3027 Customer Service: 1300 753 567 or via Customer Help at target.com.au/help/contact-us