

200mm

150mm

anko
Neck Pillow Phone Holder
Instruction Manual

K: 43-621-415 | T: 71-682-099
Model No.ZB2025041117

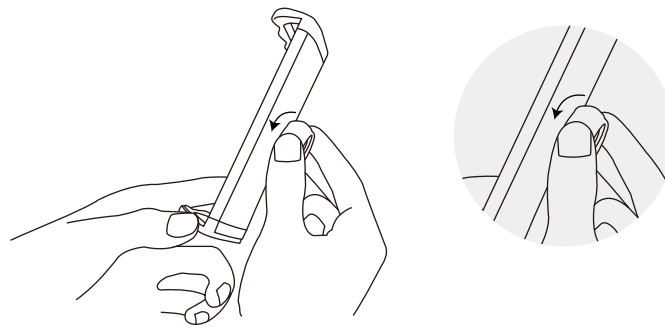
Accessories:

- > 1 x Phone clip (13/21 x 6.8 x 4.5cm W x H x D)
- > 1 x Adjustable support rod (75cm without neck pillow)
- > 1 x Instruction Manual

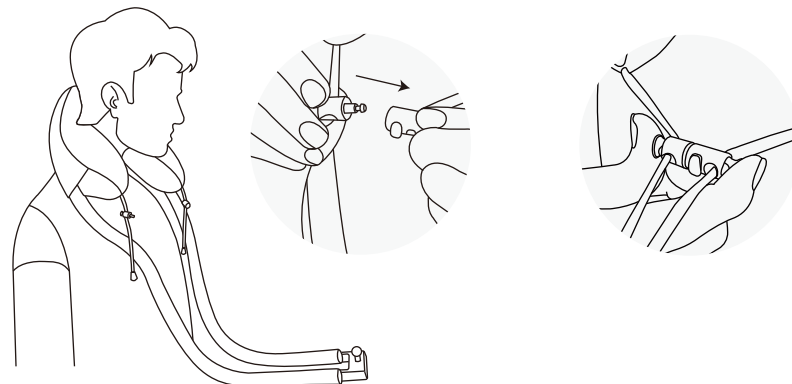


Installation

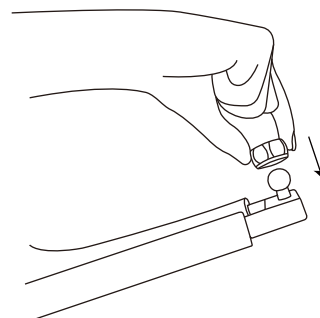
1. Loosen the screw on the rear side of the phone clip.



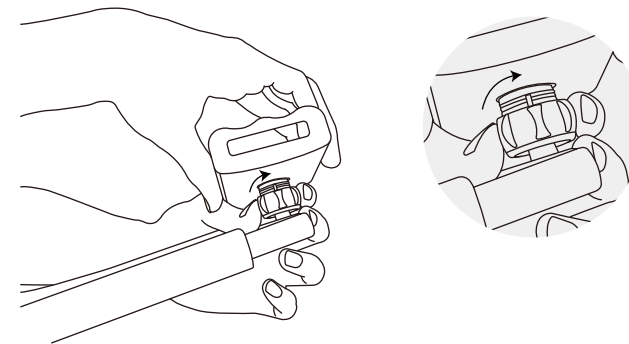
2. Attach the neck pillow phone holder around your neck, and adjust the position to your comfort.



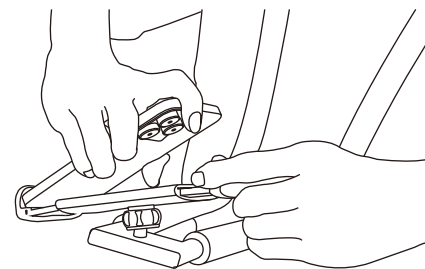
3. Insert the screw into the ball joint.



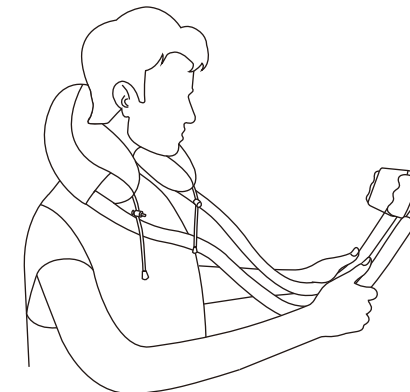
4. Press the joint into the clip and tighten clockwise.



5. Extend the retractable arm and lock the phone in place.



6. Adjust the viewing angle as needed.



IMPORTANT NOTES:

- 1. Weight Limit:** Do not exceed the maximum load of 300G to avoid strain on the neck or product damage.
- 2. Adjustment:** Ensure the pillow is snug but not overly tight around your neck for proper support.
- 3. Balance:** Center the phone holder to maintain stability and prevent tipping.
- 4. Movement:** Avoid sudden head motions while using the stand to prevent the device from falling.
- 5. Maintenance:** Clean the pillow and phone holder with a dry cloth; avoid liquids to protect internal components.
- 6. Storage:** Disassemble the phone holder when not in use to prolong joint flexibility.
- 7. Safety:** Do not use while driving, cycling, or during activities requiring full attention.

MADE IN CHINA

CUSTOMER SERVICE:
KMART AU: 1800 124 125
KMART NZ: 0800 945 995
TARGET AU: 1300 753 567