

12 Month Warranty

Your new product is warrantied to be free from defects in materials and workmanship for the period stated above, from the date of purchase, provided that the product is used in accordance with accompanying recommendations for instructions where provided. This warranty is in addition to your rights under the Australian Consumer Law. For New Zealand customers, this warranty is in addition to statutory rights observed under New Zealand legislation.

We will provide you with your choice of a refund, repair (where possible) or exchange (availability dependent) for this product if it becomes defective within the warranty period. The business will bear the reasonable expense of claiming the warranty. This warranty will no longer apply where the defect is a result of alteration, accident, misuse, abuse or neglect.

Please retain your receipt as proof of purchase and contact our Customer Service Centre as listed below, for the entity you purchased this product from, for any difficulties with your product. Warranty claims and claims for expenses incurred in returning this product can be addressed to the respective Customer Services Centre.

Our goods come with guarantees that cannot be excluded under the Australian Consumer Law. You are entitled to a replacement or refund for a major failure and compensation for any other reasonably foreseeable loss or damage. You are entitled to have the goods repaired or replaced if the goods fail to be of acceptable quality and the failure does not amount to a major failure.

The Bluetooth® word mark and logos are registered trademarks owned by Bluetooth® SIG, Inc., and any use of such marks by KMART AUSTRALIA is under licence.

WARNING Do not dispose of unit into fire or hot oven, or mechanically crushing or cutting of a battery, that may result in an explosion. • Never attempt to disassemble and reassemble. • Waste electrical products should not be disposed of with household waste, please recycle where facilities exist. • Check with your local authority for recycle advice. • Keep your device and all accessories out of the reach of children and animals. • Small parts may cause choking or serious injury if swallowed. • Avoid exposing your device to very cold or very hot temperatures (below 0°C or above 45°C). • Extreme temperatures can cause deforming of the device and reduce the charging capacity and life of your device. • Do not allow your device to get wet - liquids can cause serious damage • A battery subjected to extremely low air pressure at high altitude may result in an explosion or the leakage of flammable liquid or gas. • Do not handle your device with wet hands.

MADE IN CHINA

CUSTOMER SERVICE:

KMART AU: 1800 124 125

KMART NZ: 0800 945 995

TARGET AU: 1300 753 567



anko

Over-Ear Bluetooth® Kids Headphones

Operating instructions



Includes:

- › wireless headphones
- › USB-C charging cable
- › aux cable



WARNING: HIGH VOLUME CAN CAUSE HEARING LOSS. YOUR EARS ARE IMPORTANT. LISTENING AT HIGH VOLUME FOR A PROLONGED PERIOD MAY DAMAGE YOUR HEARING. DO NOT LISTEN TO HEADPHONES AT HIGH VOLUME.

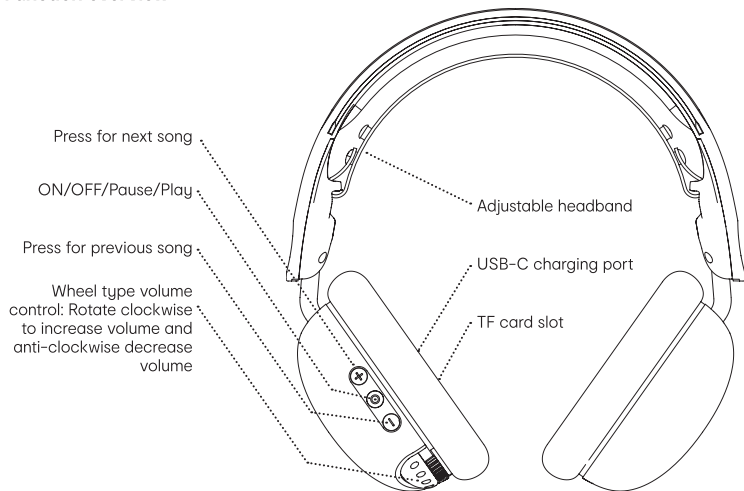
K: 43-620-791 | T: 71-669-786

K: 43-620-807 | T: 71-669-793

Model no.: CR-HP28


ADULT SUPERVISION REQUIRED

Function overview





How to use this product

Function operation

Power ON: Press and hold the  button for about 2 seconds when the headphones are off. The blue LED light will turn on and begin to alternate between blue and red.

Pairing: Activate the Bluetooth® function on your phone within range and select “**anko43620791/anko43620807**” from the list shown. When the LED light stops alternating blue and red, you will hear a voice prompt saying “the Bluetooth device is connected successfully”, indicating the headphones have been successfully paired with your device. When playing music, the LED light will slowly flash blue.


Play/Pause: When music is playing, press the  button to pause it and then press  again to resume playing music.




Volume up: Turn the volume wheel clockwise to increase the volume.


Volume down: Turn the volume wheel anti-clockwise to decrease the volume.

Next song: Press the  button to play the next song.

Previous song: Press the  button to play the previous song.

Mode: TF card mode activates as soon as inserted to the slot. To change to Bluetooth mode, press the  button 3 times in quick succession. When using the AUX cable to listen to music, the wireless functions will not be accessible.

Phone calls: Press the  button to answer/end a call. Press the  button 2 times to redial the previous number. Press and hold the  button to reject an incoming call.

Power OFF: Press and hold the  button for approximately 3 seconds to shut down the headphones. You will hear a voice prompt say “power off”, indicating the headphones have been turned off.

Charging: When the battery is low, the LED light will flash red. Insert the USB-C end of the included cable into the USB-C port of the headphones and the USB-A end into a 5V DC power source. The indicator light will be red while charging. When the headphones are fully charged, the indicator light will turn from red to blue. Unplug your charger from the power source. Please only use the supplied charging cable to recharge your headphones. If not, it may result in damage or even explosion.

Non-play automatic power saving mode: If Bluetooth is disconnected for 5 minutes, the headset will enter power saving mode and turn off automatically.

Technical specifications

Bluetooth® version: 5.4

Battery capacity: 3.7V/200mAh

Play time: Up to 9 hours

Charging time: Approx. 2.5 hours

Frequency: 20Hz - 20kHz

Impedance: 32Ω ± 15%

Sensitivity: 82dB ± 3dB

Working distance: 10m

Input rating: DC 5V/1A