
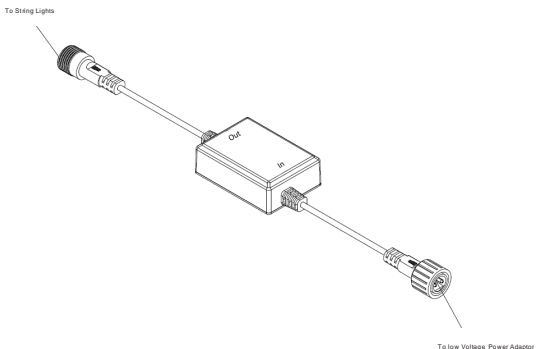




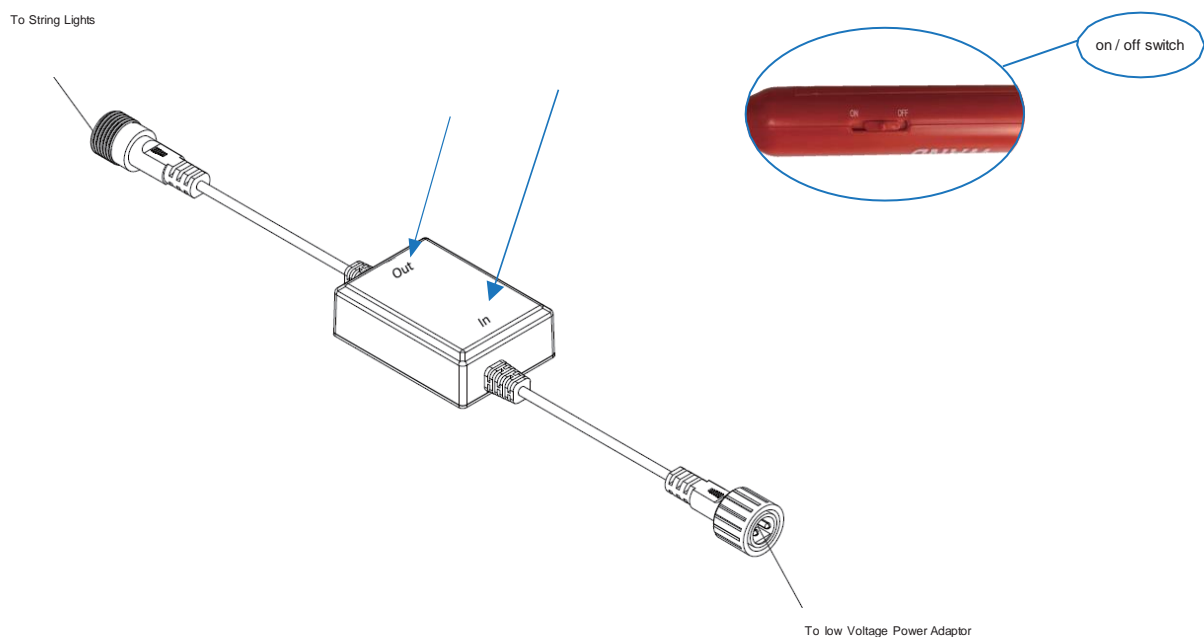
## Christmas Star Wand Controller

Christmas Magic Star Wand Controller is the simple and fun solution to turning on and off your Christmas tree lights by quick flick of the wand.

	
Magic Star wand controller (2 x AAA required, not included)	Wireless RF Receiver

### Installation and pairing

1. Plug your Low voltage power adaptor to the end marked with **In**.
2. Plug your string lights to the end marked with **Out**. Plug the adaptor into your wall power outlet and turn the wall power outlet switch on.



3. **PLEASE NOTE**: Once you have turned the power on at the wall, it can take up to one minute for the fairy lights to sync with your controller. Once paired, your fairy lights will blink 3 times meaning you can now control your lights with the Enchanted Wand.

Wave the wand to turn your Christmas lights on or off.

NOTE: you will need to repeat this pairing process each time you turn off the main power supply to the low voltage power adaptor.

**WARNING: 240V mains power adaptor and switch must remain indoors at all times. Operation range: Up to 15m in the open space.**

**Caution :**

- 1. Only use the batteries specified and be sure to match the + - polarity signs**
- 2. Do not mix Alkaline, standard Carbon-zinc or rechargeable Nickel-Cadmium batteries.**
- 3. Do not mix old and new batteries**
- 4. Remove exhausted or dead batteries from the product**
- 5. Remove batteries if the product is not to be used for a long time**
- 6. Do not dispose of the batteries in fire. Batteries may explode or leak.**
- 7. Keep the batteries away from children, if swallowed seek for medical attention immediately**

## **FAQs**

**Q: Why does the wand controller no longer work or has lost the sound function?**

A: When the battery is low in power, it may not have enough power to send the ON/OFF signal to the receiver or play the sound effect. We suggest replacing the battery with a fresh set of batteries.

**Q: I have brand new batteries and it doesn't seem to turn the Christmas light on/off?**

A: The wand controller is not paired or has disconnected with the wireless RF receiver, please turn off the main power supply to the low voltage adaptor, remove the batteries out of the wand , wait for 5 minutes, put the batteries back on , then power on the wand and follow step 3 again.



All trademarks are used for reference purposes only. Made in China