

60mm

100mm

anko

Smartphone Neck Mount Instruction Manual

K: 43-576-852 | T: 71-111-711
Model No.ZB2025021301

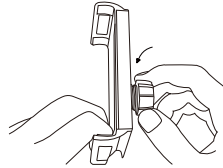
Accessories:

- > 1 x Phone clip (12/18*6.3*5cm W*H*D)
- > 1 x Adjustable support rod (60cm)
- > 1 x Instruction Manual

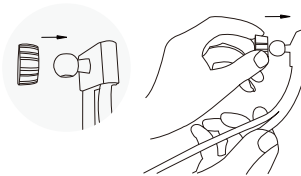


Installation

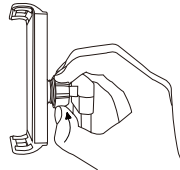
1. Loosen the screw on the rear side of the phone clip.



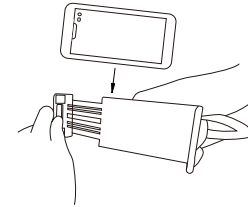
2. Insert the screw into the ball joint.



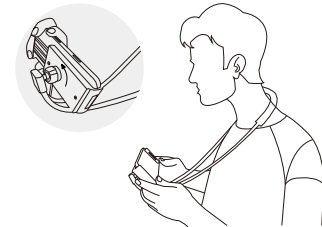
3. Press the joint into the clip and tighten clockwise.



4. Extend the retractable arm and lock the phone in place.



5. Adjust the viewing angle as needed.



MADE IN CHINA

CUSTOMER SERVICE:
KMART AU: 1800 124 125
KMART NZ: 0800 945 995
TARGET AU: 1300 753 567