



**Vibrating Massager Roller
FE-5860**

User Manual



**PLEASE READ AND SAVE THESE
INSTRUCTIONS FOR FUTURE REFERENCE**

IMPORTANT SAFETYGUARDS

PLEASE READ CAREFULLY BEFORE USING THIS APPLIANCE

Please follow all the precautions listed below for safety and to reduce the risk of injury or electric shock.



WARNING: READ ALL INSTRUCTIONS; FAILURE TO FOLLOW ALL INSTRUCTIONS LISTED BELOW MAY RESULT IN ELECTRIC SHOCK, OR SERIOUS PERSONAL INJURY.

SAVE THIS INSTRUCTION

1. Only use the appliance as described in this manual.
2. Do not allow the appliance to be exposed to rain or moisture during use or storage.
3. Always check the appliance for damage prior to use. If any damage is observed, do not use the appliance.
4. The appliance is intended for indoor use only.
5. Always switch the appliance off after use.
6. This appliance has no user serviceable parts. Do not attempt to access the appliance covers.
7. This appliance is for personal use only, not designed for commercial use.
8. Do not use it outdoors.
9. Do not use the appliance if it is not working properly, if it has been dropped or if it has been immersed in any liquid.
10. Do not use the appliance on children.
11. The appliance is not to be used by persons (including children) with reduced physical, sensory or mental capabilities, or lack of experience and knowledge, unless they have been given supervision or instruction concerning use of the appliance by a person responsible for their safety.
12. Children being supervised to ensure that they do not play with the appliance.
13. Only charge the appliance with the USB cable that was supplied with the appliance.
14. Only Charge the appliance with Extra Low Voltage Battery Charger (not supplied) with an output rating 5Vd.c. 2A, same as indicated on the appliance's rating label.
15. When charging the appliance, make sure it is switched OFF.
16. Check that your supply voltage is the same as that stated on the charger.
17. DO not use over insensitive skin areas or in the presence of poor circulation.
18. Use only attachments provided.
19. Do not replace the batteries with non-rechargeable batteries.
20. Do not use cleaning products that are designed for toilets, bathrooms or kitchen appliances to clean the unit.



WARNING: Do not recharge non-rechargeable batteries.



WARNING: Before charging the product, please make sure your hands are dry.



WARNING: Only use the USB cable supplied with the appliance. Use of other cable may cause electrical failure and/or fire.



**This devise is not to be used for commercial or medical purposes.
If you have health concerns, consult your doctor before using the roller massager.**



WARNING

Only use the USB cable that was supplied with this Appliance.

Consumers are cautioned against trying to replace the battery. Using and/or purchasing counterfeit and/or inferior quality batteries have the potential to cause fire, personal injury, and/or damage to property. These batteries are typically found on online-auction websites or from other retailers and are known to pose a potential safety risk.

Never try to charge non-rechargeable batteries as they may explode or catch on fire or cause personal injury and/or damage to property.

- Batteries may explode if disposed of in fire.
- The battery is not replaceable. Do Not open the appliance.
- Do not use or store in temperatures above 40°C.



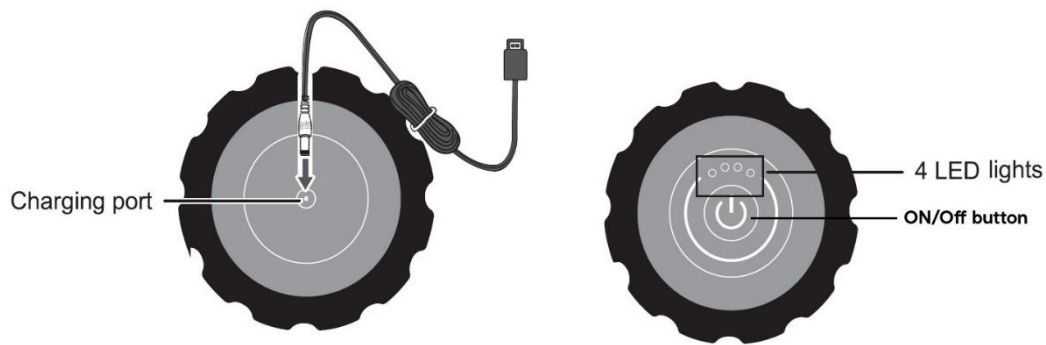
At the end of the appliance's life, it must be disposed of correctly.

Contact your local waste management authority for more information on Battery Recycling and disposal regulations in your area.

Do not dispose of electrical appliances or batteries as unsorted municipal waste, use separate collection facilities. Contact your local council for information regarding the collection systems available. If electrical appliances are disposed of in landfills or dumps, hazardous substances can leak into the groundwater and get into the food chain, damaging your health and well-being. Please contact your local council or regional authority for more information on the collection, reuse, and recycling programmes.

Read and Save These Instructions

PARTS



CHARGING

IMPORTANT: This Appliance contains a built-in lithium-ion battery which must only be charged using the supplied USB cable.

Always switch off and unplug the USB cable when charging is completed or when not in use.

DO NOT allow to charge for more than 4 hours.

Normal charge takes approximately 3 hours.

If any abnormality occurs during charging, (such as burning smell or excessive heat or even a strange sound) immediately turn off the charger and disconnect the USB cable.

IMPORTANT: The Appliance must be fully charged before first use.

- Take the USB Cable and fully unravel it before using it to charge the Appliance.
- Plug the small end of the USB cable directly into the bottom of the appliance.
- Plug the large end of the USB cable into your 5Vd.c. 2A USB charger (not supplied) and switch on.
- As the battery charges to approximately 25%, one LED will on, then as the battery continues to charge to approximately 50%, the second LED will on.
- When full charged, all 4 LEDs will illuminate.
- When charging is completed, disconnect the USB charging cable from the appliance.
- When the massage intensity is reduced, stop using the massager. Connect it to a power supply to recharge.

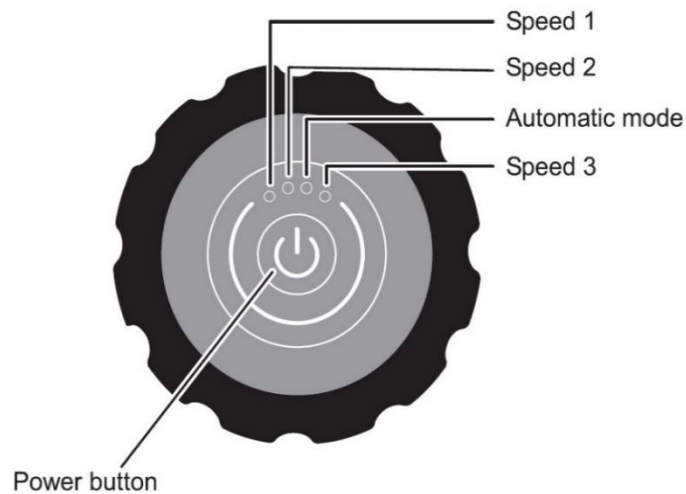


If the 4 LED lights are not illuminated after 6 hours of charging, disconnect the charging cable. This could be due to a malfunction.

Do not continue to charge the battery.

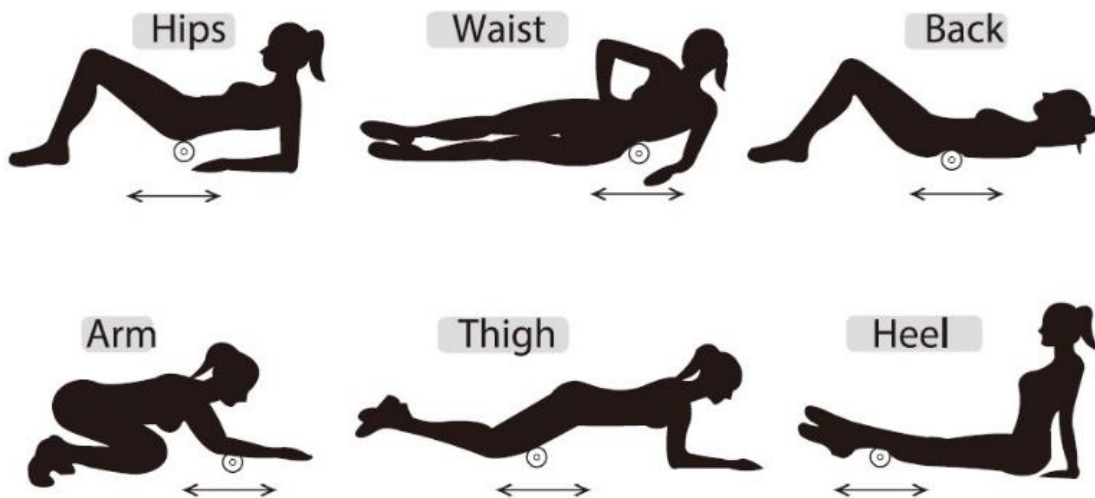
OPERATING INSTRUCTIONS

The Vibrating roller massager provides 1 massage mode and 3 massage intensity levels, which can be selected by pressing the On/Off button.



1. Press and hold the On/Off button to turn on the unit.
2. Keep pressing the On/off button to cycle from Speed 1-Speed 2-Auto mode-Speed 3. Corresponding LED will illuminate RED to indicate the speed/mode selected.
3. Automatic mode provides changing vibration intensity, cycling from weak to strong or from strong to weak.
4. Press and hold the On/Off button to stop the unit.
5. Never work too long with the Roller. The unit will automatically shut down after 15minutes operation.

Body areas to use the Vibrating Roller Massager



CLEANING AND MAINTENANCE

1. Before you clean, make sure the unit is switched off and charging cable has been pulled out from the socket.
2. Use a dry cloth to clean the product.
3. Keep the product clean and store away in a dry location away from moisture.

TECHNICAL SPECIFICATIONS

Working time	Approximately 60 minutes
Charging time	Approximately 3hr
Input voltage	5Vd.c. 2.0A
Battery type	li-ion, 2000mAh, 3.7V x 2 cells

12 Month Warranty

Thank you for your purchase.

Your new product is warrantied to be free from defects in materials and workmanship for the period stated above, from the date of purchase, provided that the product is used in accordance with accompanying recommendations or instructions where provided. This warranty is in addition to your rights under the Australian Consumer Law.

For New Zealand customers, this warranty is in addition to statutory rights observed under New Zealand legislation.

We will provide you with your choice of a refund, repair (where possible) or exchange (availability dependent) for this product if it becomes defective within the warranty period. The business will bear the reasonable expense of claiming the warranty.

This warranty will no longer apply where the defect is a result of alteration, accident, misuse, abuse or neglect.

Please retain your receipt as proof of purchase and contact our Customer Service Centre as listed below, for the entity you purchased this product from, for any difficulties with your product. Warranty claims and claims for expense incurred in returning this product can be addressed to the respective Customer Service Centre.

Our goods come with guarantees that cannot be excluded under the Australian Consumer Law. You are entitled to a replacement or refund for a major failure and compensation for any other reasonably foreseeable loss or damage. You are also entitled to have the goods repaired or replaced if the goods fail to be of acceptable quality and the failure does not amount to a major failure.

Contact for Kmart purchases	Contact for Target purchases
Kmart Australia Ltd. C/- Customer Service Centre 690 Springvale Road, Mulgrave Vic 3170 Customer Service: 1800 124 125 (Australia) or 0800 945 995 (New Zealand) or via Customer Help at kmart.com.au	Target Australia Pty Ltd C/- Customer Service Centre 2 Kendall Street, Williams Landing, Vic, 3027 Customer Service: 1300 753 567 or via Customer Help at target.com.au/help/contact-us