

# anko

## User Manual

Rechargeable Fan Light with Remote

Keycode: 43573431



**WARNING:** BUTTON CELL BATTERIES ARE HAZARDOUS (NEW OR USED). KEEP AWAY FROM CHILDREN. BUTTON CELL BATTERIES CAN CAUSE SEVERE OR FATAL INJURIES IN 2 HOURS OR LESS IF THEY ARE SWALLOWED OR PLACED INSIDE ANY PART OF THE BODY. IF YOU SUSPECT YOUR CHILD HAS SWALLOWED OR INSERTED A BUTTON CELL BATTERY, CALL THE 24HOUR POISONS INFORMATION CENTRE IN AUSTRALIA ON 131126 OR IN NEW ZEALAND 0800 764 766 OR CONTACT YOUR COUNTRY'S EMERGENCY DEPT. USED BATTERIES MUST BE DISPOSED OF IN THE GARBAGE OR A BATTERY RECYCLE FACILITY.



THIS PRODUCT CONTAINS  
BUTTON CELL BATTERIES  
SCAN THE QR CODE FOR  
MORE INFORMATION.

The photos and illustrations shown in this instruction manual are generic.  
The manufacturer reserves the right to change any specification or feature without prior notice.

**IMPORTANT: KEEP FOR FUTURE REFERENCE. READ CAREFULLY.**

### **Safety instructions:**

Please read all safety instruction warnings carefully before using this product.

Improper use of this product may result in damage to this or attached products.

To ensure the product works well, please never use this in the following conditions:

1. Moist or underwater conditions.
2. Conditions near a heater or high-temperature surface.
3. Conditions with direct and strong sunlight.
4. Do not use chemical solvents when cleaning this product.
5. To avoid injury from the monitor, please keep your hair away from the fan blade cover.
6. Keep fan away from hair and Jewellery.
7. This appliance is not intended for use by persons (including children) with reduced physical, sensory or mental capabilities, or lack of experience and knowledge, unless they have been given supervision or instruction concerning use of the appliance by a person responsible for their safety.
8. Children should be supervised to ensure that they do not play with the appliance.

### **Warnings**

1. Use only as intended. This product is designed for camping and outdoor recreational use.
2. Keep out of reach of children. Not a toy. Small parts and batteries may pose a choking hazard.
3. Do not operate near water or expose to heavy rain. This product is not waterproof.
4. Do not cover the fan while in operation. Doing so may cause overheating or fire risk.
5. Avoid direct exposure to high heat or open flames.
6. Do not attempt to disassemble or modify the fan, light, or remote. This will void the warranty and may cause injury.
7. Only use the provided USB cable and recommended power source for charging.
8. Stop using immediately if you notice unusual heat, odor, smoke, or noise during operation or charging.
9. Use only an external supply with the following specifications: 5V DC 2A

### **Packaging contents:**

Fan × 1

Remote control × 1

USB-C cable × 1

User manual ×1

### **Specification:**

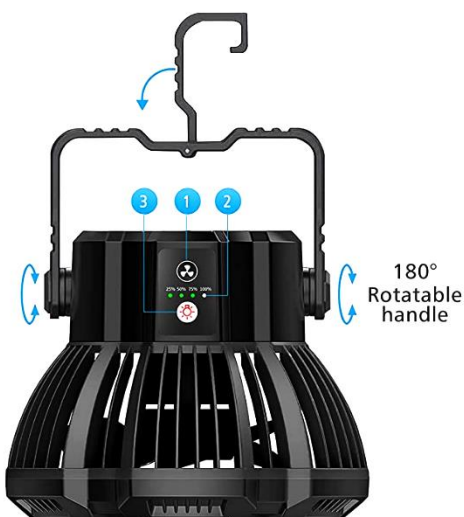
Input: DC5V/2A

Output: DC5V

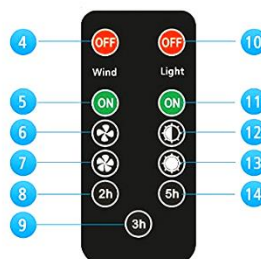
Led Power: 0.5W~2W

Battery capacity: 5200mAh

USB cable length: 100cm





- 1 Wind switch
- 2 Power display
- 3 Light switch
- 4 Wind switch
- 5 Low wind
- 6 Mid wind
- 7 Max wind
- 8 2hrs timing
- 9 3hrs timing
- 10 Light switch
- 11 low light
- 12 Mid light
- 13 Max light
- 14 5hrs timing



## How to Use

### ➤ Control with no remote:

1. Press  button to control the fan speed. Press once for low wind, press twice for mid wind, press three times for max wind. Press again to turn the fan off.
2. Press  button to control the light. Press once for low brightness, press twice for mid brightness, press three times for max brightness. Press again to turn the light off.

### ➤ Control with remote:

1. Use the remote to control the fan and light without pressing the control panel on the fan.
2. Press (8) (9) (14) button to set timer

Power display shows the battery power. Charge the battery using the provided USB cable. The indicator light will flash to show 25% 50% 75% 100% battery until the fan is fully charged.

Hang the device by the hook if required.

This device could be used as a temporary power bank in case of emergency.

## Caution

1. Danger of explosion if battery is incorrectly replaced. Replace only with the same or equivalent type.
2. Battery cannot be subjected to high or low extreme temperatures, low air pressure at high altitude during use, storage or transportation.
3. Replacement of a battery with an incorrect type that can result in an explosion or the leakage of flammable liquid or gas.
4. Disposal of a battery into fire or a hot oven, or mechanically crushing or cutting of a battery, that can result in an explosion.
5. Leaving a battery in an extremely high temperature surrounding environment that can result in an explosion or the leakage of flammable liquid or gas.
6. A battery subjected to extremely low air pressure that may result in an explosion or the leakage of flammable liquid or gas.
7. Charge the product fully before first use.
8. Do not leave unattended while charging.
9. Only charge using 5V USB power (e.g., power bank, laptop, or USB wall charger).
10. Do not expose battery compartment to moisture or excessive heat.
11. Dispose of batteries responsibly and according to local regulations.

### **Care & Maintenance Instructions**

1. Clean the fan and light surface with a soft, dry or slightly damp cloth.
2. Do not use harsh chemicals, solvents, or abrasive materials to clean any part of the unit.
3. Store in a cool, dry place when not in use.
4. Ensure the fan is completely turned off and unplugged before cleaning or storing.
5. For long-term storage, charge the battery to at least 50% to maintain battery health.
6. Check that the remote control is free from corrosion or battery leakage before each use.

Made in China