

anko

Instructions manual
K: 43568185 | T: 71061832
Model: JLR-79411
2.04" Smart Watch



Please read user manual carefully before use

Includes:

- 1 x Smart watch
- 1 x 2 pin charging cable

Please read the safety instructions carefully before using this product for the first time and keep the instructions for future reference.

Warning!

- **Lithium battery inside!**
- **Do not open the product!**
- **Do not expose to heat, water, moisture or direct sunlight!**
- **Only charge with the charging cable supplied with this product!**

The anko Bluetooth® smart watch is not a medical devices. The included health features (heart rate, SpO2 & blood pressure) are for information purposes only and should not be used to diagnose or monitor any medical conditions. Consult your doctor regarding any health concerns.

Product Spec

Screen Size: 2.04inch

Battery Capacity: 300mAh

Input: DC 5V- 300mA

IP rating: IP68

Running time: approximate 22~25 days(standby mode)

Downloading the App

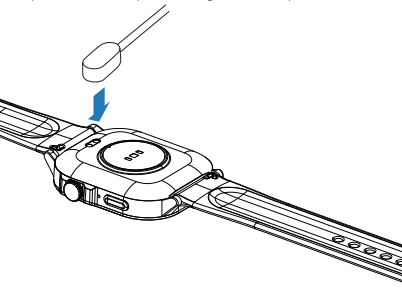
Scan the following QR code, download and install the App.



Scan QR Code and Download

Charging and Active

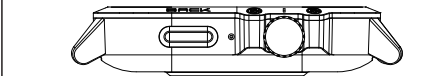
Charging the device to active before using for the first time. To charge your device, plug the charging cable into the adapter or USB port on your computer.



Connecting with mobile

Turn on Bluetooth in mobile phone setting, open the Da Fit APP to add device, choose your device on the selected device list, click the device to connect. You can see the model name "Anko43568185" on the App after connected.

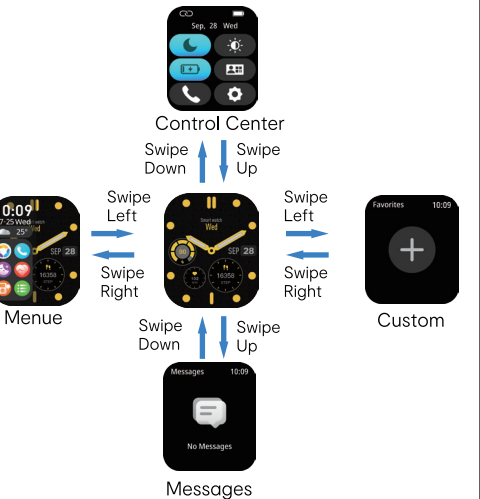
Back button and knob



Long pressing the "back" button turns on/off the watch, press the button can goes back to home screen.

Pressing the knob is the shortcut key to the Exercise page. Press the knob can goes back to previous screen. Scroll the knob to change screen wallpaper and also can scroll the screen.

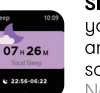
Use the Touch Screen



Smart Watch Features



Activity: Click and see your last 7 days record include steps, calories and Exercise.



Sleep: If you keep wearing Smart Watch in your sleep, it can provide the hours slept and quality of sleep stats on both the screen and the APP
Note: Sleep stats reset to zero at 8:00 pm.



Heart Rate: The Smart Watch could record your heart rate all day. You also could tap on the page to start measuring heart rate.



Phone: After connecting the smart watch to the phone, you can use the watch to dial to control the phone for making calls and answering the phone calls. You can also view the call history of the watch. You need to keep the connection between the watch and the phone stable when using the Phone Call function.



Exercise: Tap the Exercise icon on the menu to start a new training measure recording, there are 20 sport modes to be chosen.



Blood pressure/SpO2: If you keep wearing Smart Watch in your sleep, it can provide the hours slept and quality of sleep stats on both the screen and the APP.
Note: Sleep stats reset to zero at 8:00 pm.



Weather: It could show the weather info of current and further 6 days on the weather page. Weather info is synced after connecting with the APP, it will not be updated after a long disconnected.



Message: The device can sync incoming notifications from Twitter, Facebook, Whatsapp, Instagram etc. Recently 8 messages can be stored.
Note: You can switch on/off the incoming notification in the APP.



Shutter: After connecting the device, you can remote control the camera on your phone.



Player: After connecting the device, you can remote control the music player on your phone.



Other Features: Other features include Exercise record, Stress, Relaxation, AI Voice, Timer, Alarm, Stopwatch, Cycle Tracking, World Clock, Find phone, Calculator and Setting.

More Information about Smart watch use in Wet Conditions

The smart watch is water-resistant, which means it is rain-proof and splash-proof and can stand up to even sweatiest workout.
Not: Do not swim with the Smart watch, though it does not damage the band. Remove the watch periodically to allow your skin to dry and breathe. Whenever you get your strap wet, dry it thoroughly before putting it back on.

The features legends in the manual are for reference only, and this actual product shall prevail.

WARNING Do not dispose of unit in fire or water. >Never attempt to disassemble and reassemble. >Waste electrical products should not be disposed of with household waste, please recycle where facilities exist. >Check with your local authority for recycle advice. >Keep your device and all accessories out of the reach of children and animals. >Small parts may cause choking or serious injury if swallowed. >Avoid exposing your device to very cold or very hot temperatures below -10 °C or above 40 °C). >Extreme temperatures can cause deforming of the device and reduce the charging capacity and life of your device. >Do not allow your device to get wet as liquids can cause serious damage. >Do not handle your device with wet hands.

Safety information:

1. This product is not a toy. Keep it out of reach of Children.
2. This product includes lithium polymer battery.
3. Keep product out of the reach of children and pets to avoid chewing and swallowing.
4. Product operating and storage temperature is from -10 degrees Celsius to 40 degrees Celsius. Under and over this temperature might affect the function.

5. Never open the product. Touching the inside electrics can cause electric shock. Repairs or service should only be performed by qualified personnel.
6. Please remove the Smart watch in case of any leakage or excessive heat from the product to avoid burns or rash.
7. Only charge with the supplied USB cable.
8. Using other accessories than the ones delivered with the product can cause abnormal functionality.
9. Bluetooth wireless technology operates within a range of about 10m (30feet).The maximum communication distance may vary depending on the presence of obstacles (people, metal objects, walls, etc.) or the electromagnetic environment.
10. Microwaves emitting from a Bluetooth device may affect the operation of electronic medical device.

12 Month Warranty

Thank you for your purchase.

Your new product is warrantied to be free from defects in materials and workmanship for the period stated above, from the date of purchase, provided that the product is used in accordance with accompanying recommendations or instructions where provided. This warranty is in addition to your rights under the Australian Consumer Law.
For New Zealand customers, this warranty is in addition to statutory rights observed under New Zealand legislation.

We will provide you with your choice of a refund, repair (where possible) or exchange (availability dependent) for this product if it becomes defective within the warranty period. The business will bear the reasonable expense of claiming the warranty. This warranty will no longer apply where the defect is a result of alteration, accident, misuse, abuse or neglect.

Please retain your receipt as proof of purchase and contact our Customer Service Centre as listed below, for the entity you purchased this product from, for any difficulties with your product. Warranty claims and claims for expense incurred in returning this product can be addressed to the respective Customer Service Centre.

Our goods come with guarantees that cannot be excluded under the Australian Consumer Law. You are entitled to a replacement or refund for a major failure and compensation for any other reasonably foreseeable loss or damage. You are also entitled to have the goods repaired or replaced if the goods fail to be of acceptable quality and the failure does not amount to a major failure.

MADE IN CHINA

CUSTOMER SERVICE:

KMART AU: 1800 124 125
KMART NZ: 0800 945 995
TARGET AU: 1300 753 567