


120mm

120mm

anko

Instruction Manual



WIRED KEYBOARD


K: 43-567-683 | T: 71-054-575

Model No: EB400806

MADE IN CHINA













Accessories:
USB-C cable (Cable Length: 1.5m)


Specifications:
Interface type: USB-C
Dimensions: 435 x 126 x 35mm
Net weight: 823g
Operating voltage: 5V
Operating current: 180mA
System compatibility: WinXP, Win7, Win8, Win10, Win11, Vista, Mac

Features:
1. 104-key layout, supports full key rollover.
2. Us 104-key layout, compatible with WinXP, Win7, Win8, Win10, Win11, Vista, Mac operating system.
3. Supports 24 kinds of light effects: press FN+INS  to switch between the following light effects.

Special reminder:
FN + ↑ Increase brightness, the Win and Capslock key will flash 3 times when reaching the limit.
FN + ↓ Decrease brightness, the Win and Capslock key will flash 3 times when reaching the limit.
FN + → Increase light effect speed, the Win and Capslock key will flash 3 times when reaching the limit.
FN + ← Decrease light effect speed, the Win and Capslock key will flash 3 times when reaching the limit.
FN+ESC Press and hold for 3 seconds to restore the factory default backlight settings.

Keyboard function:

Key combination	Functionality	Descriptive
FN+F1		Music
FN+F2		Volume down
FN+F3		Volume up
FN+F4		Mute
FN+F5		Stop
FN+F6		Previous track
FN+F7		Play/pause
FN+F8		Next track
FN+F9		Email
FN+F10		Homepage
FN+F11		Lock all keys
FN+F12		Calculator


FN+W		Direction key swap	Swap W A D S and arrow keys
FN+↑		Brightness up	Light brightness adjustment
FN+↓		Brightness down	Light brightness adjustment
FN+←		Speed down	Lighting speed adjustment
FN+→		Speed up	Lighting speed adjustment
FN+INS		Light effect switching	24 types of light effect cycle adjustment
FN+WIN		Lockwin	Lock the win key and app key simultaneously
FN+ESC		Reset	Keyboard restore defaults

Scroll Wheel Function Description:

1) Round Button Function:
Press and hold for 3 seconds to switch between keyboard backlight brightness and volume adjustment (default is volume adjustment mode at startup). The round button and the scroll wheel backlight is green. When switching between the two functions, the keyboard backlight will flash.

2) Volume Mode: Short press the round button to mute, scroll up to increase volume, scroll down to decrease volume.

3) Light Mode: Press the round button to turn lights on/off, scroll up to increase backlight brightness, scroll down to decrease backlight brightness.



Safety Instructions:
Please read the instruction manual before using this device and follow all the safety instructions to avoid damage caused by improper use.

1) Please retain for future use. Should this device be given to a third party, then this instruction manual must also be handed over.

2) Use this device solely for its intended purpose.

3) Only use this appliance indoors.

4) Keep the appliance away from all hot surfaces and naked flames.

5) Always use on a level, stable, clean, dry surface. Protect the appliance from extreme heat and cold, dust, direct sunlight, humidity, and drops or jets of water.

6) Do not immerse in water or other liquids.

7) Do not open the housing under any circumstances.

8) Do not introduce any objects into the interior of the housing.

9) Should the device malfunction due to electrostatic discharge or a short power surge, disconnect it from your computer and then reconnect it again.

12 Month Warranty:

Thank you for your purchase.

Your new product is warrantied to be free from defects in materials and workmanship for the period stated above, from the date of purchase, provided that the product is used in accordance with accompanying recommendations or instructions where provided. This warranty is in addition to your rights under the Australian Consumer Law. For New Zealand customers, this warranty is in addition to statutory rights observed under New Zealand legislation.

We will provide you with your choice of a refund, repair (where possible) or exchange (availability dependent) for this product if it becomes defective within the warranty period. The business will bear the reasonable expense of claiming the warranty. This warranty will no longer apply where the defect is a result of alteration, accident, misuse, abuse or neglect.

Please retain your receipt as proof of purchase and contact our Customer Service Centre as listed below, for the entity you purchased this product from, for any difficulties with your product. Warranty claims and claims for expense incurred in returning this product can be addressed to the respective Customer Service Centre.

Our goods come with guarantees that cannot be excluded under the Australian Consumer Law. You are entitled to a replacement or refund for a major failure and compensation for any other reasonably foreseeable loss or damage. You are also entitled to have the goods repaired or replaced if the goods fail to be of acceptable quality and the failure does not amount to a major failure.

MADE IN CHINA

CUSTOMER SERVICE:
KMART AU: 1800 124 125
KMART NZ: 0800 945 995
TARGET AU: 1300 753 567