

Assembly Instructions




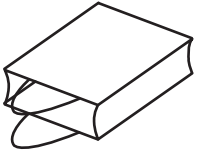
43567249 FOLDING TABLE WITH STORAGE

WARNING:

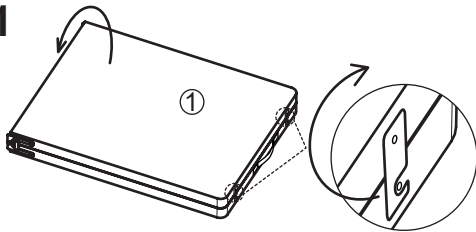
- Adult assembly required.
- Do not allow young children to play on folding table.
- Do not sit or stand on the table. This product is not a seat or step ladder.
- Use only on a flat, stable surface.
- Keep fingers away from folding joints during setup and packing to prevent injury.
- Ensure legs and frame are fully extended and locked before use.
- Keep away from open flames, heat sources, and direct sunlight to avoid material damage.
- Maximum weight limits:
 - o Tabletop: 30 kg
 - o Storage bag: 8 kg

Care instruction & Storage:

- Wipe clean with a damp cloth.
- Do not use abrasive cleaners or solvents.
- Ensure the storage bag is completely dry before packing.
- Store in a cool, dry place to prevent mould or damage.

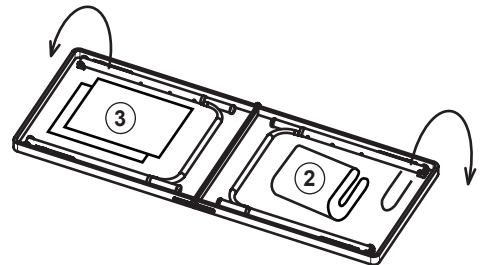
			
① Tablex1pc	② Storage Bagx1pc	③ MDF x2pcs	④ Carry bagx1pc

STEP 1



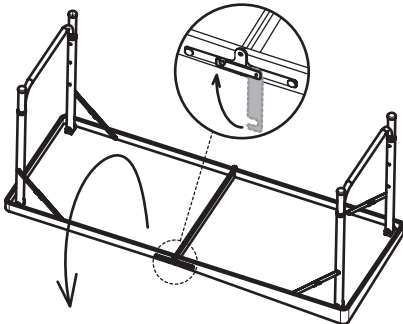
Unfasten the table locks and carefully open the table frame.

STEP 2



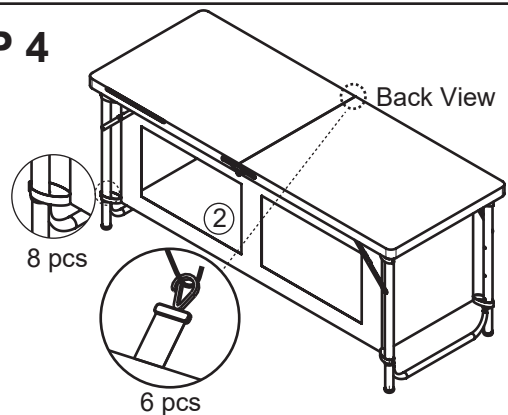
Remove the MDF shelves and storage bag from inside.

STEP 3



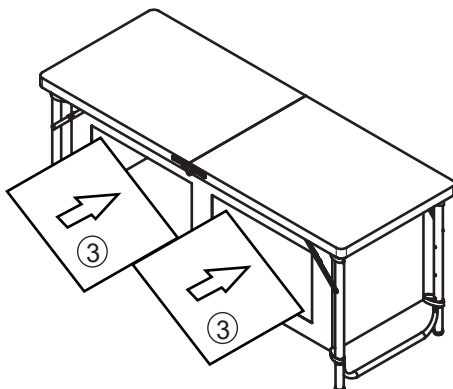
Fully unfold the table legs and make sure to lock the frame securely in place.

STEP 4



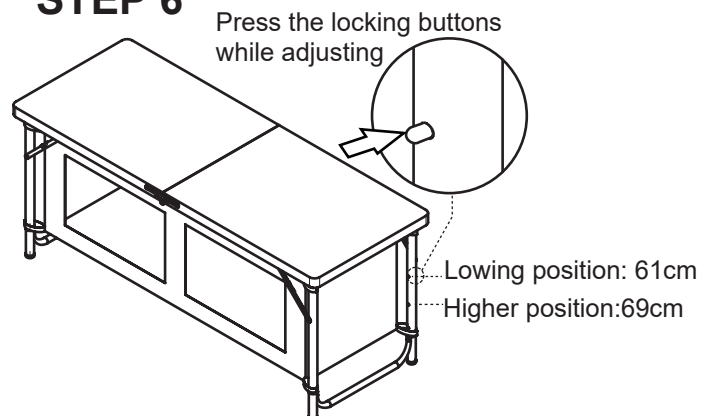
Insert and fasten the storage bag to the frame using all buttons and Velcro straps.

STEP 5



Install the two MDF shelves into the storage bag compartments.

STEP 6



Adjust the table legs to your preferred height using the adjustment holes.