







6+
years



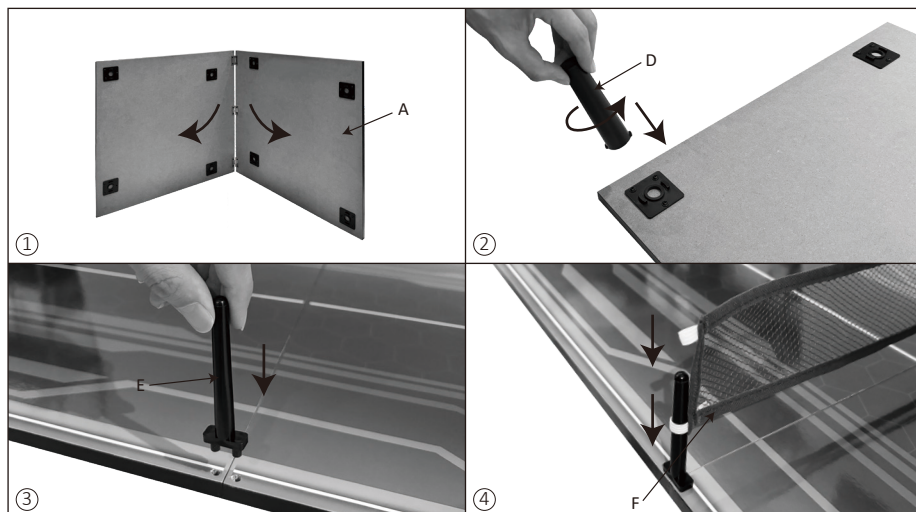
MINI TABLE TENNIS

Instructions

Components:

		
A: 1 x Table Tennis	B: 2 x Rackets	C: 2 x Balls
		
D: 8 x Table Legs	E: 2 x Posts	F: 1 x Net

Assembly Instructions:



Game Setup & Rules

1. **Starting the Game:** The game begins when one player (the server) serves the ball, and the other player (the receiver) returns it.
2. **Serving Rules:** Begin with the ball resting on your open palm. Toss the ball straight up without adding spin. Hit the ball so it first bounces on your own side, then crosses the net and bounces on your opponent’s side. Once served, both players take turns hitting the ball back and forth until one player scores a point.
3. **Scoring a Point:** A point is awarded when an opponent:
- Fails to serve correctly.
 - Fails to return the ball.
 - Is hit by the ball.
 - Hits the ball twice in a row.
 - Touches the net or table during play (including clothing or any part of the body).
4. **Service Rotation:** Players alternate serving every 2 points. Winning a Set: The first player to reach 11 points wins the set. If the score reaches 10–10, play continues until one player leads by 2 points.
5. **Winning the Game:** The match is won by the first player to win the majority of sets (best of 3, 5, or 7).

43-550-326

MADE IN CHINA

CUSTOMER SERVICE:

KMART AU: 1800 124 125
KMART NZ: 0800 945 995
TARGET AU: 1300 753 567

ADULT ASSEMBLY IS REQUIRED.

WARNING: DO NOT AIM AT EYES OR FACE.

 **WARNING:**
CHOKING HAZARD - SMALL PARTS AND SMALL BALLS.
NOT FOR CHILDREN UNDER 3 YEARS.

WARNING: FOR SAFETY REASONS, REMOVE ALL TAGS,
LABELS AND PLASTIC FASTENERS BEFORE GIVING THIS
TOY TO YOUR CHILD.