

Assembly Instructions



K: 43541270 | T: 71221038 LEON 3 TIER BOOK SHELF

WARNING: DO NOT STAND, SIT OR LEAN ON THIS UNIT. DO NOT USE THIS UNIT AS A STEP LADDER OR AS A CHOPPING SURFACE. KEEP AWAY FROM CHILDREN AND BABIES. ADULT ASSEMBLY REQUIRED. USE ONLY ON A FLAT SURFACE. DO NOT USE THIS UNIT UNLESS ALL BOLTS AND SCREWS ARE FIRMLY SECURED. FAILURE TO FOLLOW THESE WARNINGS COULD RESULT IN SERIOUS INJURY.

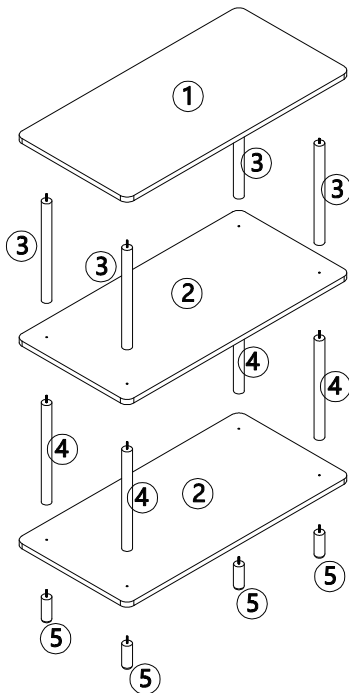
CARE INSTRUCTIONS: TO BE ASSEMBLED ON A CLEAN, DRY AND SMOOTH SURFACE. WIPE CLEAN WITH A SOFT DAMP CLOTH. NEVER USE SCOURERS, ABRASIVES OR CHEMICAL SOLVENTS. CHECK AND TIGHTEN ALL PARTS REGULARLY. KEEP AWAY FROM MOISTURE AND DIRECT SUNLIGHT. STORE IN A DRY PLACE. FOR INDOOR AND DOMESTIC USE ONLY.

MAXIMUM SAFE LOAD: 10KGS FOR EACH SHELF.

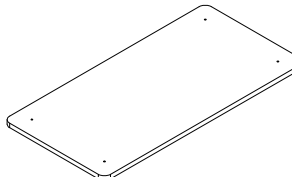
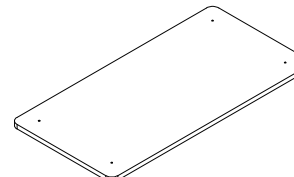
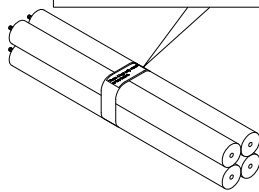
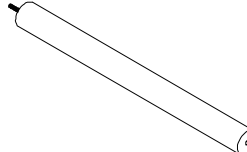



1

	A		2pcs
	B		2pcs

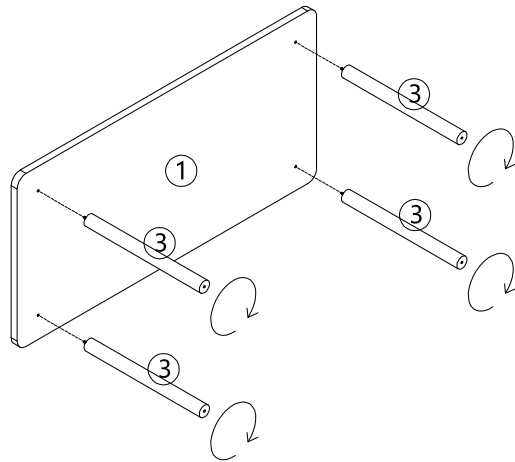
2



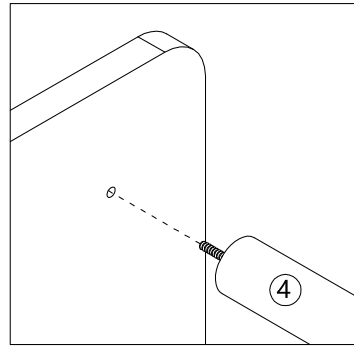
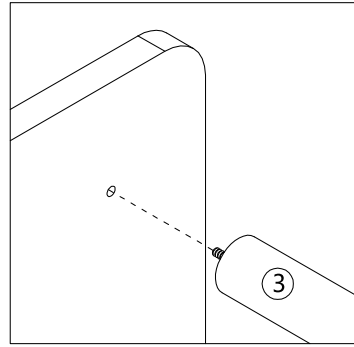
3

				 These 4 legs only match to top board.	
①	1PC	②	2PCS	③	4PCS
				 The screw of part③ is shorter.	
④	4PCS	⑤	4PCS	 The screw of part④ is longer.	

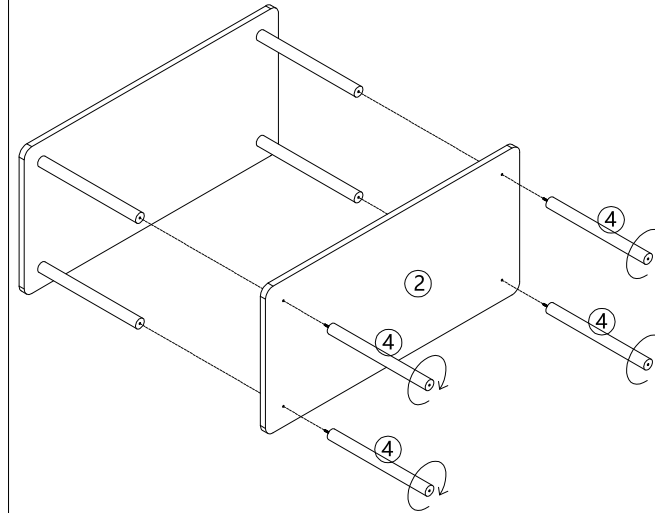
Step 1:



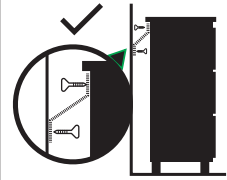
Part ① (top board) can only be screwed with part ③.



Step 2:



! WARNING



Children have died from furniture tipover.

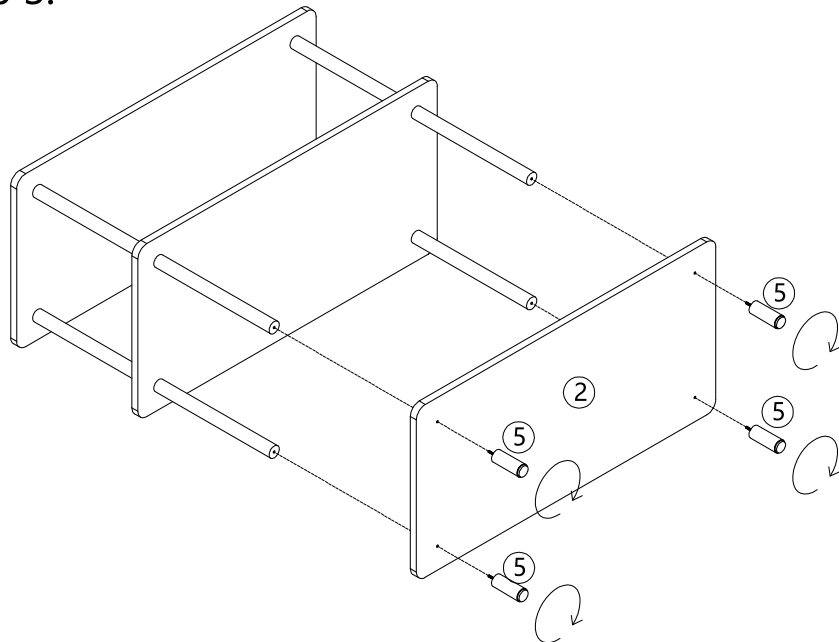
- ALWAYS secure it with an anchor device.
- NEVER allow children to stand, climb or hang on drawers, doors, or shelves.
- NEVER open more than one drawer at a time.
- Place heavy items down low.

NEVER put a TV on this furniture

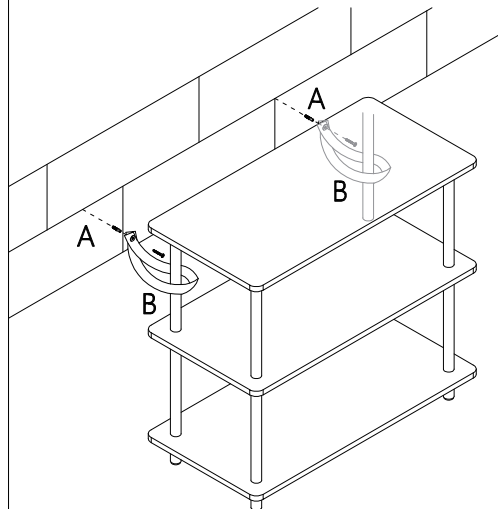
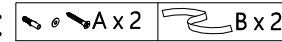


This is a permanent label. Do not remove!

Step 3:



Step 4:



TOPPLING FURNITURE WARNING:

- ALWAYS secure it with an anchor device.
- Please seek professional advice if you are in doubt of what fixing device to use.
- Regularly check that anchors are securely maintained.
- Use safety drawer locks to prevent children climbing.
- Stability of tall items may be affected by thick pile carpet or uneven floors.
- Do not place unanchored televisions on furniture.

CAUTION: for your safety when attaching the anchor fixings, please note the following:

- Check any electrical wires or plumbing inside the wall before drilling any holes (if you are unsure please seek professional advice from a qualified tradesperson).



WARNING: PLEASE SECURE YOUR FURNITURE WITH THE SUPPLIED WALL FIXING. SCAN THE CODE FOR MORE INFORMATION.

