

Assembly Instructions

43538393 CHARLES COFFEE TABLE

CARE INSTRUCTIONS:


WIPE CLEAN WITH A DRY CLOTH. DO NOT USE ABRASIVE MATERIALS AND SOLVENTS. CHECK AND TIGHTEN ALL PARTS REGULARLY. PLEASE LAY FURNITURE ON THE CARPET TO AVOID ANY DIRTY OR DAMAGE ON THE TEXTURE DURING ASSEMBLY. KEEP AWAY FROM WATER AND DIRECT SUNLIGHT. STORE IN A DRY PLACE. FOR INDOOR AND DOMESTIC USE ONLY. A MILD ODOUR MAY BE PRESENT WHEN FIRST OPENING THIS CARTON. SIMPLY ALLOW TO AIR OUTSIDE AND THIS WILL FADE.

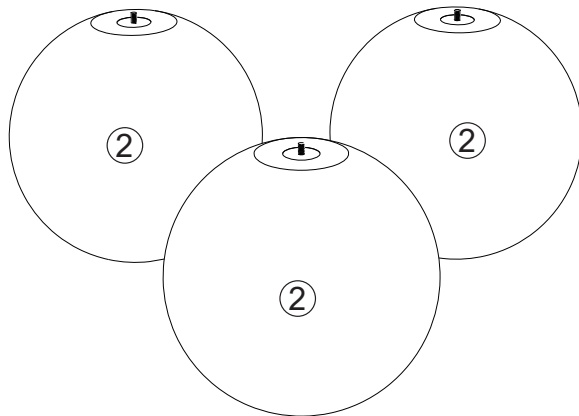
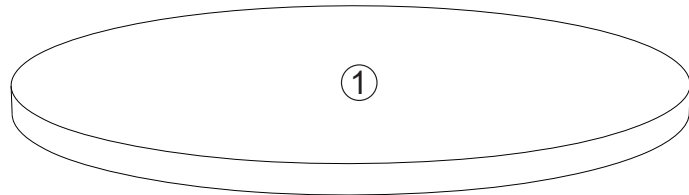
WARNING:

DO NOT STAND OR SIT ON THIS UNIT. DO NOT USE THIS UNIT UNLESS ALL BOLTS AND SCREWS ARE FIRMLY SECURED. DO NOT KNOCK OR DRAG THIS UNIT. USE ONLY ON A FLAT SURFACE. DO NOT PLACE HOT ITEMS SUCH AS COFFEE CUPS DIRECTLY ON THE SURFACE. ADULT ASSEMBLY REQUIRED. FAILURE TO FOLLOW THESE WARNINGS COULD RESULT IN SERIOUS INJURY. THIS PACKAGE CONTAINS SMALL PARTS AND SHARP POINTS. KEEP AWAY FROM CHILDREN AND BABIES.

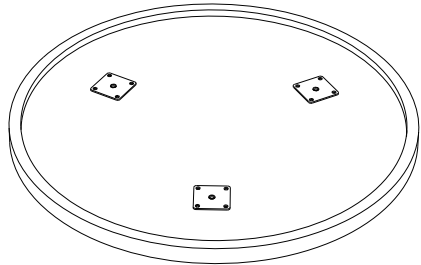
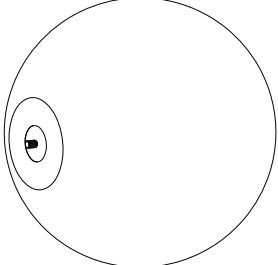
MAXIMUM SAFE LOAD: 10KG FOR TOP.

Hardware list

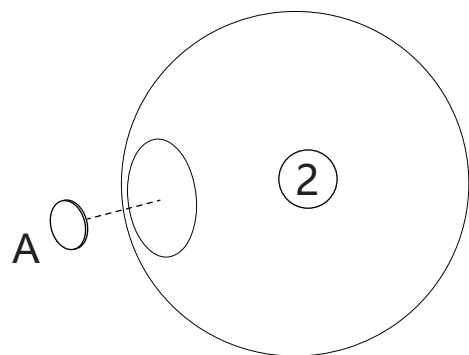
	A		3PCS
---	---	--	------



Parts List

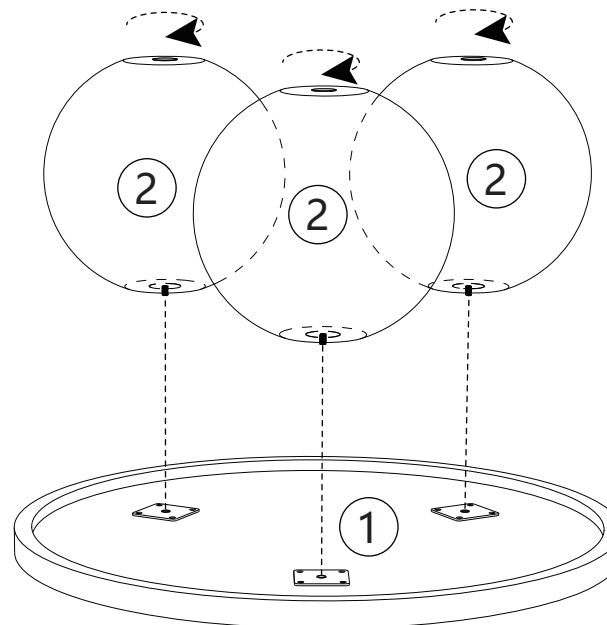
			
①	1 PC	②	3 PCS

STEP 1



x3

STEP 2



Do not apply excessive force during the process of screwing to avoid damage.

STEP 3

