

# Assembly Instructions

## 43538300 PARKER BENCH


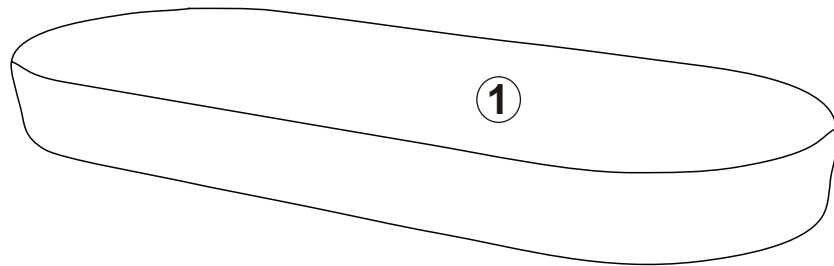
**WARNING:** DO NOT STAND, SIT OR LEAN ON THIS UNIT. DO NOT USE THIS UNIT AS A STEP LADDER OR AS A CHOPPING SURFACE. KEEP AWAY FROM CHILDREN AND BABIES. ADULT ASSEMBLY REQUIRED. USE ONLY ON A FLAT SURFACE. DO NOT USE THIS UNIT UNLESS ALL BOLTS AND SCREWS ARE FIRMLY SECURED.

**CARE INSTRUCTIONS:** TO BE ASSEMBLED ON A CLEAN, DRY AND SMOOTH SURFACE. WIPE CLEAN WITH A SOFT DAMP CLOTH. NEVER USE SCOURERS, ABRASIVES OR CHEMICAL SOLVENTS. CHECK AND TIGHTEN ALL PARTS REGULARLY. KEEP AWAY FROM MOISTURE AND DIRECT SUNLIGHT. STORE IN A DRY PLACE. FOR INDOOR AND DOMESTIC USE ONLY.

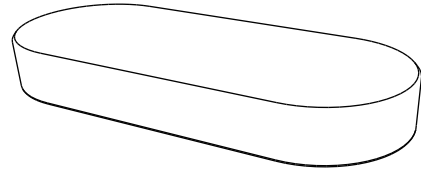
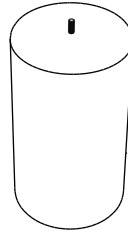
**MAXIMUM SAFE LOAD: 200KG**

### Hardware list

	A		16PCS
---	---	--	-------



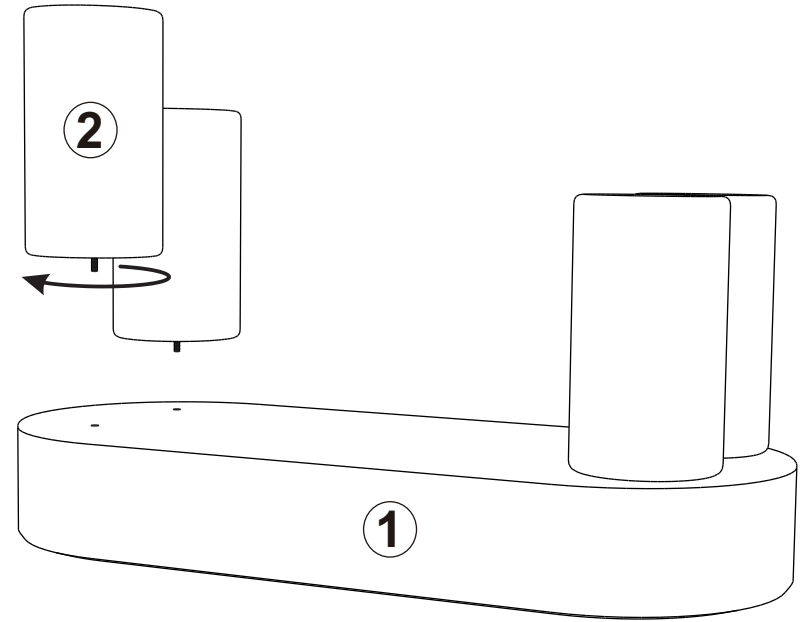
### Parts List

	
①	1PC
	
②	4PCS

**STEP1:**

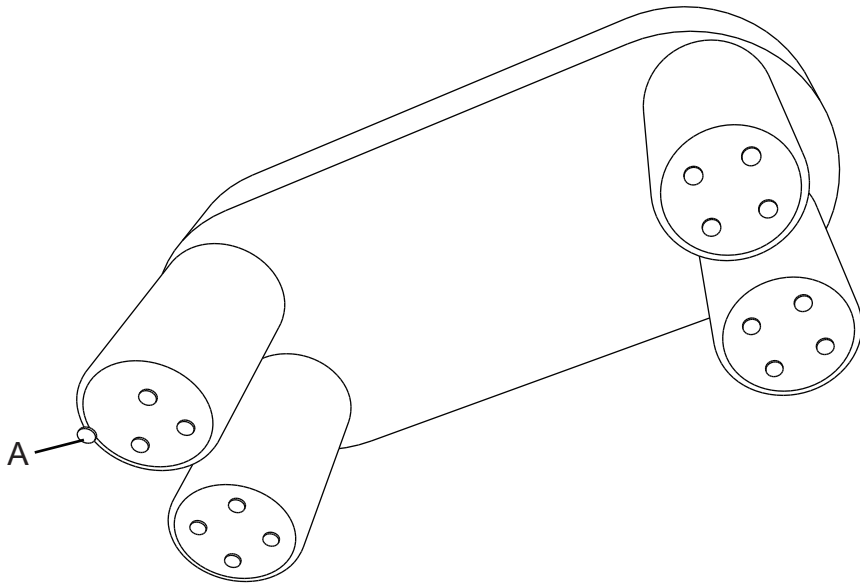


**STEP2:**



**STEP3:**

○ Ax16



**STEP4:**

