



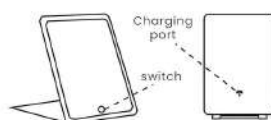
## BCM-1540R LED RECHARGEABLE TRAVEL MIRROR

K:43-493-449 T:70-290-639

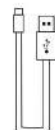


User Guide

### 1 Product Profile



LED rechargeable  
travel mirror



Micro-USB  
charging cable

### 2 Specifications

|                   |  |
|-------------------|--|
| Name:             | LED RECHARGEABLE TRAVEL MIRROR               |
| Model:            | K:43-493-449 T:70-290-639                    |
| DC Voltage:       | 3.7V   |
| Input:            | 5V --- 1A                                    |
| Input Power:      | 5W   |
| Duration of use:  | 50 minutes                                   |
| Charging Time:    | About 2.5 hours                              |
| Battery Capacity: | 3.7V 600mAh Li-ion Battery (non-replaceable) |

### 3 Warning:

1. This appliance is not intended for use by persons (including children) with reduced physical, sensory or mental capabilities, or lack of experience and knowledge, unless they have been given supervision or instruction concerning use of the appliance by a person responsible for their safety.
2. Children should be supervised to ensure that they do not play with the appliance.
3. The appliance must only be supplied by AS/NZS 61558.2.16 certified SELV power supply with output 5V 1A.
4. When the appliance is used in a bathroom, unplug it after use since the proximity of water presents a hazard even when the appliance is switched off.
5. For additional protection, the installation of a residual current device (RCD) having a rated residual operating current not exceeding 30 mA is advisable in the electrical circuit supplying the bathroom. Ask your installer for advice.
6. Do not use this appliance near bathtubs, showers, basins or other vessels containing water.
7. Use a dry microfiber cloth to clean the appliance.
8. Operate and store carefully to ensure the product does not incur damage by being dropped.
9. Do not leave the product in excessive heat or high temperatures as it can cause the product to malfunction.
10. The LED light is non-replaceable.
11. For indoor use only. This is not a toy. Keep away from children.
12. This product is not to be directly connected to the mains supply.
13. The light source of this luminaire is not replaceable; when the light source reaches its end of life, the whole luminaire shall be replaced.
14. This appliance contains battery that is non-replaceable.
15. The appliance must be rested on a flat, stable surface.
16. This product should only be charged using the micro-USB charging cable supplied.

### 4 How to use:

1. Open the cover.
2. Peel off the plastic film from the mirror before use.
3. Short touch the switch on the mirror to turn on and off the light and change the light mode.
4. Long press and hold the button to adjust the brightness of the light.
5. Turn off the switch when the product is no longer in use.

### 5 Product Highlights



This mirror uses non-replaceable LED lamp beads.



Built in touch sensitive switch.



Adjustable, fix in desired position.



USB charging.



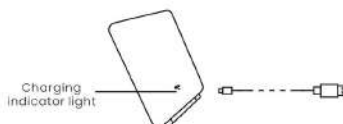
Three color dimming.



Compact folder design.

### 6 How to charge:

1. Turn the appliance off.
2. Plug the USB cable into a USB power source and the other end into the charging port on the appliance.
3. The charging red indicator light beside the charging port will light up when charging, and the indicator light will turn off when fully charged.



### 7 Safety instructions for Li-ion battery:

1. Monitor device while charging.
2. Charge battery in an isolated area.
3. Keep away from flammable materials.
4. Do not expose to direct sunlight.
5. Do not disassemble, modify, heat, or short-circuit the battery.
6. Do not drop or subject to strong impacts. Only charge the battery with charging cable provided. In the unlikely event of leakage or explosion, use sand or chemical fire extinguisher for the battery.
7. Battery must be recycled or disposed of properly.



### 8 12 Month Warranty

Thank you for your purchase.

Your new product is warrantied to be free from defects in materials and workmanship for the period stated above, from the date of purchase, provided that the product is used in accordance with accompanying recommendations or instructions where provided. This warranty is in addition to your rights under the Australian Consumer Law.

For New Zealand customers, this warranty is in addition to statutory rights observed under New Zealand legislation.

We will provide you with your choice of a refund, repair (where possible) or exchange (availability dependent) for this product if it becomes defective within the warranty period. The business will bear the reasonable expense of claiming the warranty.

This warranty will no longer apply where the defect is a result of alteration, accident, misuse, abuse or neglect.

Please retain your receipt as proof of purchase and contact our Customer Service Centre as listed below, for the entity you purchased this product from, for any difficulties with your product. Warranty claims and claims for expense incurred in returning this product can be addressed to the respective Customer Service Centre.

Our goods come with guarantees that cannot be excluded under the Australian Consumer Law. You are entitled to a replacement or refund for a major failure and compensation for any other reasonably foreseeable loss or damage. You are also entitled to have the goods repaired or replaced if the goods fail to be of acceptable quality and the failure does not amount to a major failure.

#### Contact for Kmart purchases

Kmart Australia Ltd.  
C/- Customer Service  
Centre, 690 Springvale Road,  
Mulgrave Vic 3170  
Customer Service: 1800 124  
125(Australia) or 0800 945  
995(New Zealand) or via  
Customer Help at kmart.com.au

#### Contact for Target purchases

Target Australia Pty Ltd  
C/- Customer Service Centre  
2 Kendall Street, Williams  
Landing, Vic, 3027  
Customer Service: 1300 753 587  
or via Customer Help at  
target.com.au/help/contact-us