

Assembly Instructions

K: 43366613 | T: 69004766 HAMPTONS WALL CABINET AND HOOKS

CARE INSTRUCTIONS:







WIPE CLEAN WITH A DRY CLOTH. DO NOT USE ABRASIVE MATERIALS AND SOLVENTS. CHECK AND TIGHTEN ALL PARTS REGULARLY. KEEP AWAY FROM WATER AND DIRECT SUNLIGHT. DO NOT PLACE HOT ITEMS SUCH AS COFFEE CUPS DIRECTLY ON THE SURFACE. STORE IN A DRY PLACE. FOR INDOOR AND DOMESTIC USE ONLY

WARNING:

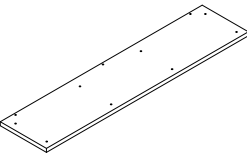
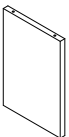
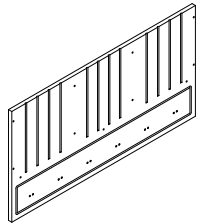
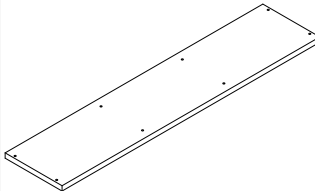
DO NOT USE UNTIL ALL SCREWS ARE FIRMLY SECURED. ADULT ASSEMBLY REQUIRED. SEEK ASSISTANCE FROM A DIY EXPERT IF YOU ARE UNSURE HOW TO HANG. FAILURE TO FOLLOW THESE WARNINGS COULD RESULT IN SERIOUS INJURY OR DAMAGE TO PROPERTY.

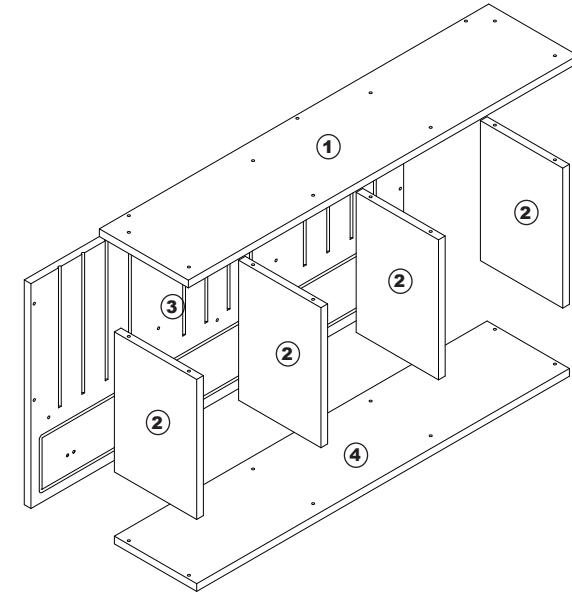
MAXIMUM LOADING WEIGHT: 1KG FOR EACH HOOK, 3KG FOR SHELF.

Hardware list

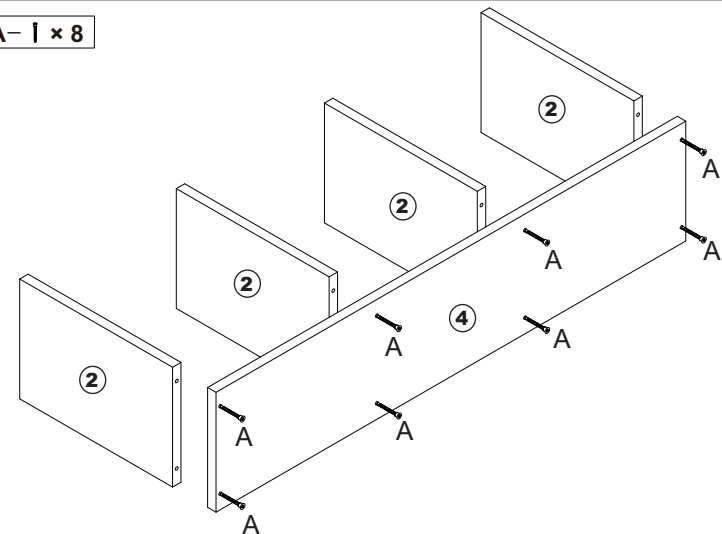
	A		30 PCS		B		6 PCS
	C		12PCS		D		1 PC
	E		2PCS		F		2 PCS

Parts List

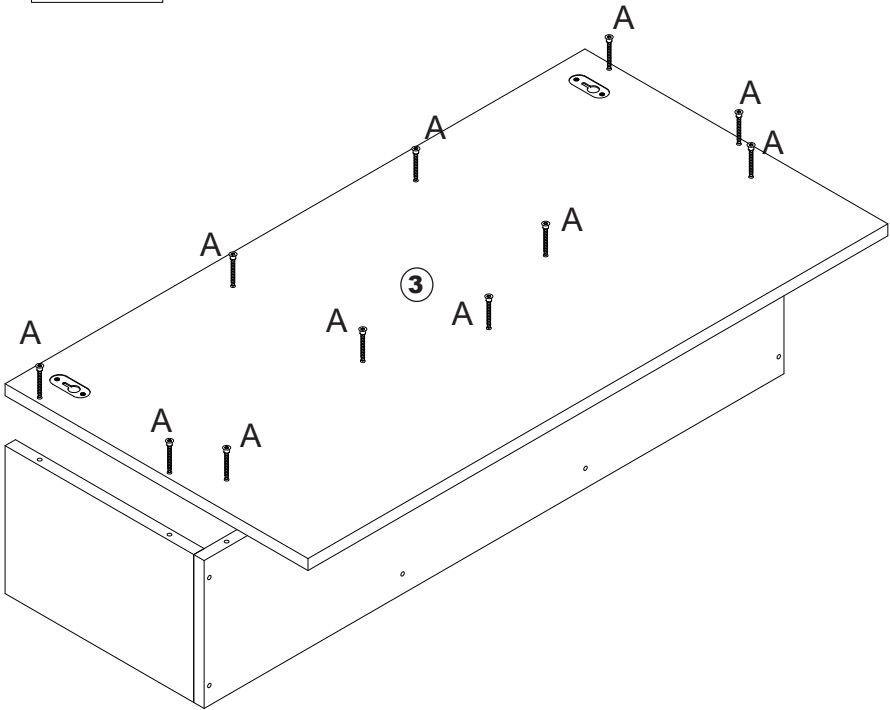
					
①	1PC	②	4PCS	③	1 PC
					
④	1PC				



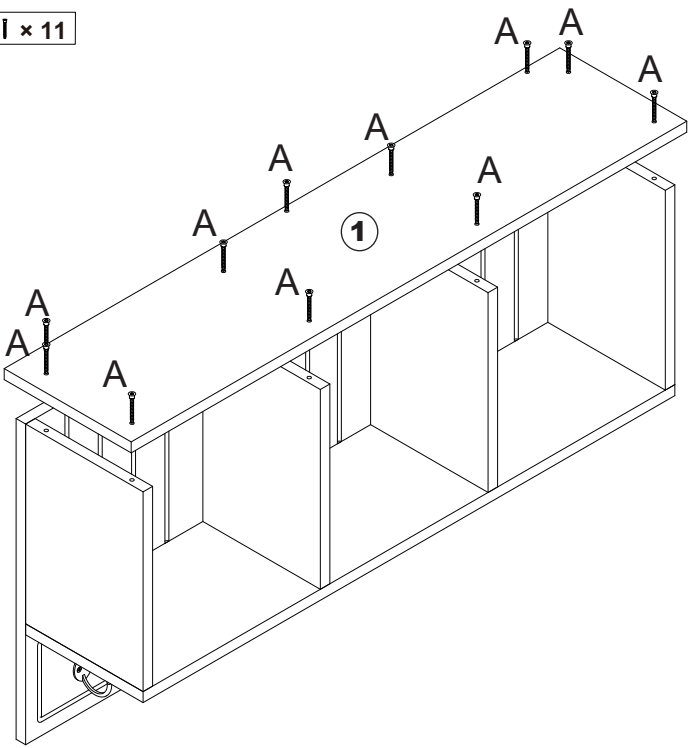
STEP 1 A-I x 8



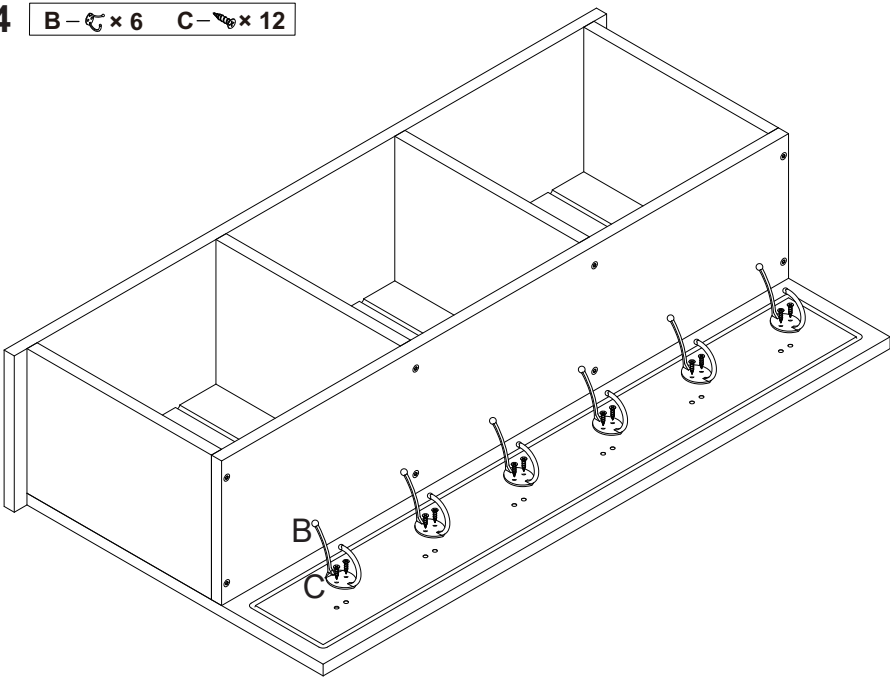
STEP 2 A- I × 11



STEP 3 A- I × 11



STEP 4 B- 2 × 6 C- 2 × 12



STEP 5 E- 2 × 2 F- 2 × 2

