

anko

Vibrating Massage Ball

INSTRUCTION MANUAL



Model NO.: SM-815

Thank you

- Before using please read this user manual carefully for the correct usage and operation of this product.
 - Please keep the user manual on hand for easy reference.
-

Important Safety Instruction

When using the product, all instructions and basic precautions should always be followed, including the following:

DANGER

To reduce the risk of electric shock:

Always unplug this product from the electrical outlet immediately after use and before cleaning.

WARNING

To reduce the risk of burns, fire, electric shock, or injury to persons:

- 1) The product should never be left unattended when connected to mains power. Unplug from the mains power outlet when it is not in use and before putting on or taking off parts.
- 2) Do not operate under a blanket or pillow. Excessive heating can occur and cause fire, electric shock, or injury to persons.
- 3) Do not carry this product by its supply cord or use cord as a handle.
- 4) Never operate the product with the air openings blocked. Keep the air openings free of lint, hair, and the like.
- 5) Do not drop or insert any object into any opening.
- 6) Do not use outdoors.
- 7) Do not operate where aerosol (spray) products are being used or where oxygen is administered.
- 8) To disconnect, switch off all controls and remove plug from mains power outlet.
- 9) Close supervision is necessary when this appliance is used by, or near children, or disabled persons to ensure that they do not misuse the product.
- 10) Keep the cord away from heated surfaces. May cause serious burns. Do not use over insensitive skin areas or in the presence of poor circulation.
- 11) The appliance has a heated surface. To prevent skin burns, persons insensitive to heat must be careful when using the appliance.

12) This appliance is not intended for use by persons (including children) with reduced physical, Sensory or mental capabilities, or lack of experience and knowledge, unless they have been given supervision or instruction concerning use of the appliance by a person responsible for their safety.

13) This appliance contains rechargeable batteries that are non-replaceable.

Before Using the Unit

Do not use the appliance if it, or the USB power cord show signs of damage, if it is not in perfect working order, or if it has been dropped or become damp.



The device is not to be used for commercial use or medical purposes.

If you have health concerns, consult your doctor before using the Vibrating massage ball



Only use indoors!

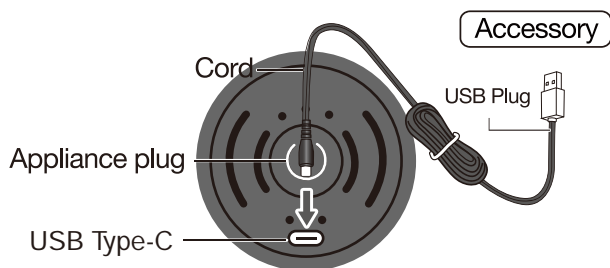


Do not use the device in damp rooms (e.g. when bathing or showering)



• Do NOT wash!

Name and Function of Parts



The blue light will indicate the corresponding vibration mode.
After you press the ⏻ button, the lights on the massager ball will indicate the vibration intensity:



Low-intensity vibration



Medium intensity vibration



High-intensity vibration

How to Operate

Battery Charging

Before first use, the Vibrating massage ball should be fully charged.
Connect the charging cable to a suitable USB output (5V 1A). To charge the Vibrating massage ball fully, the charging time is approx. 2.5 hours.

During charging,

when the battery charge is below 30%, one light will illuminate;

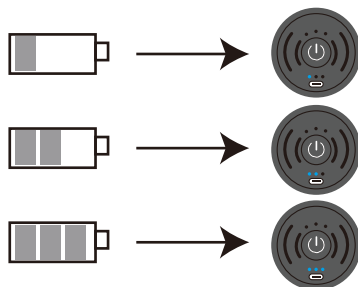
when the battery is charged around 30 - 70%, two lights will illuminate;

when the battery is charged around 70 - 99%, three lights will illuminate;

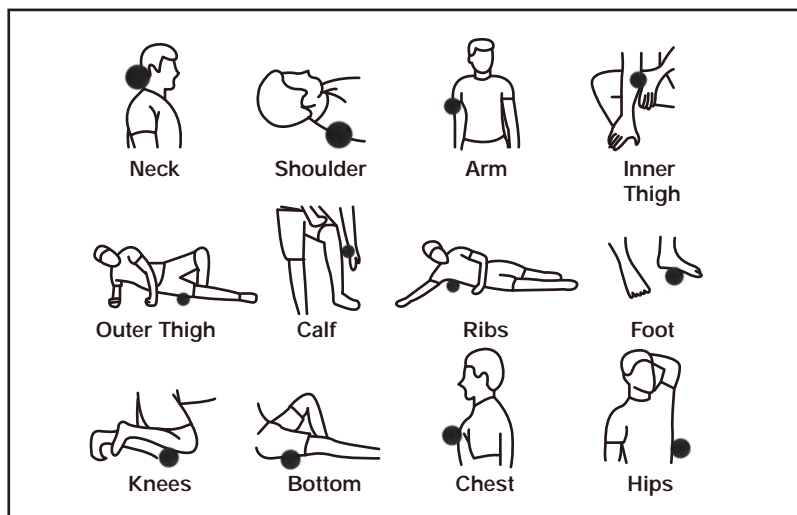
when fully charged, 3 lights will illuminate. When fully charged, the approximate running time of the vibration at: Low-intensity - 120mins; Medium intensity - 90mins; High-intensity - 60mins.

Note: The vibrating massage ball has a 15mins auto-off function. To continue using it, press the ⏻ button.

When the Vibrating massage ball is fully charged you may disconnect the power supply. When the massage intensity is reduced, stop using the massager. Connect it to a power supply to recharge.



If the three indicator lights are not illuminated after six hours of charging, disconnect the charging cable. This could be due to a malfunction. Do not continue to charge the battery.



Application with Massage Function

The Vibrating massage ball provides 1 massage mode and 3 massage intensity levels, which can be selected by pressing the function button.

Troubleshoot

Symptom	Cause	Solution
The product does not work	The power key is not started	Start the power key
	The product will be turned off automatically after it finishes a 15 minutes' massage	To continue using the Vibrating massage ball, press power key again
The product is hot or suddenly cannot be used	You have exceeded the maximum continuous use time of 15 minutes. This has caused overheating.	Turn off the device and let it cool down for 30 minutes.


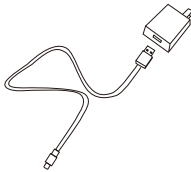
If you still have any problem after using the troubleshoots above, please contact Kmart customer service.

To clean and maintain the product

1. Cleaning

Before you clean, please make sure that the switch is in the off position, and product is disconnected from power source and USB cable.

Please use a dry cloth to clean the product.



2. Maintenance

Keep the product clean and store away in a dry location away from moisture.



Attention

Please do not use benzene or thinner or any other aggressive detergents to clean the product. It may cause damage to the product.

Technical specifications

Name: Vibrating massage ball

Input: 5V d.c. 1.0A

Li-ion 1200mAh 7.4V



Made in China

12 Month Warranty

Thank you for your purchase from Kmart.

Kmart Australia Ltd warrants your new product to be free from defects in materials and workmanship for the period stated above, from the date of purchase, provided that the product is used in accordance with accompanying recommendations or instructions where provided. This warranty is in addition to your rights under the Australian Consumer Law.

Kmart will provide you with your choice of a refund, repair or exchange (where possible) for this product if it becomes defective within the warranty period. Kmart will bear the reasonable expense of claiming the warranty. This warranty will no longer apply where the defect is a result of alteration, accident, misuse, abuse or neglect.

Please retain your receipt as proof of purchase and contact our Customer Service Centre on 1800 124 125 (Australia) or 0800 945 995 (New Zealand) or alternatively, via Customer Help at [Kmart.com.au](https://www.kmart.com.au) for any difficulties with your product. Warranty claims and claims for expense incurred in returning this product can be addressed to our Customer Service Centre at 690 Springvale Rd, Mulgrave Vic 3170.

Our goods come with guarantees that cannot be excluded under the Australian Consumer Law. You are entitled to a replacement or refund for a major failure and compensation for any other reasonably foreseeable loss or damage. You are also entitled to have the goods repaired or replaced if the goods fail to be of acceptable quality and the failure does not amount to a major failure.

For New Zealand customers, this warranty is in addition to statutory rights observed under New Zealand legislation.