

6+  
YEARS


# BUMBLEBEE

CONVERTING R/C CAR



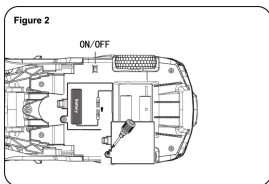
### INSTALLING BATTERIES IN THE TRANSMITTER:

- 1 - Open the battery compartment.
- 2 - Insert 2 x 1.5V AA batteries with correct + and - polarities.
- 3 - Close the cover.

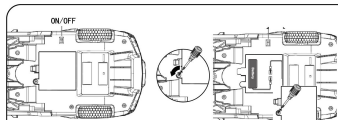


### INSTALLING THE VEHICLE BATTERY:

- 1 - Loosen the screw to open the battery cover.
- 2 - As shown in Figure 2, remove the battery cover, connect the rechargeable battery with connector and close the battery cover.



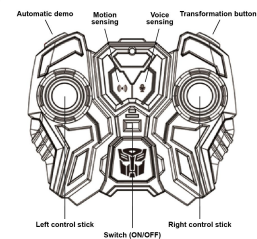
### HOW TO CHARGE:



- Loosen the screw to open battery cover.
- Separate the rechargeable battery from connector.
- Connect the USB charging cable with rechargeable battery first. (The battery connector will only fit in one way, do not force the connectors together), then plug the USB charging cable into a USB port. The red LED light on the USB charging cable will light up and will be solid when charging.
- The green LED light will light up and will be solid after it has finished charging. Disconnect the USB charging cable from the USB port and then disconnect the rechargeable battery with USB charging cable.

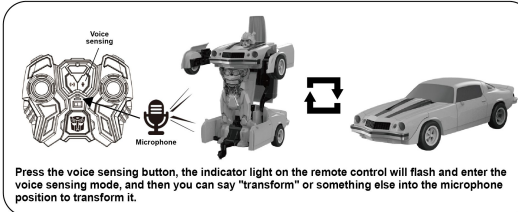
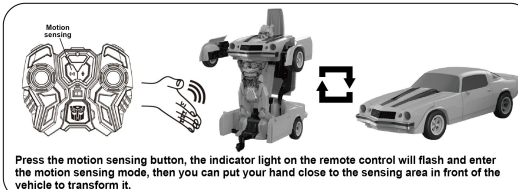
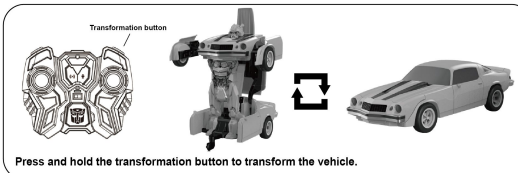
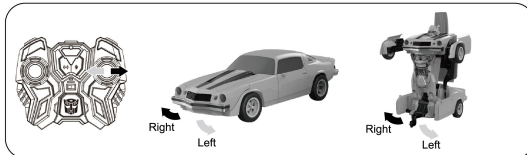
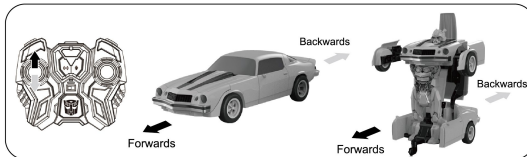
Attention: Do not charge battery immediately after each play. Let the battery cool down for a while.

500mAh rechargeable lithium battery + USB charging cable (included).



### HOW TO USE:

1. Turn on the vehicle first and then turn on the transmitter.
2. Move the control stick of the transmitter to match the vehicle.
3. When the vehicle is functioning, that means they are matched.
4. If you have more than two vehicles, please pair one by one. When the second vehicle is pairing, please always keep the first vehicle and transmitter on.
5. Please turn off both the vehicle and transmitter and re-start all pairing processes if you are changing to play with another 2.4GHz transmitter.



**WARNING:** THIS TOY PRODUCES FLASHES THAT MAY TRIGGER EPILEPSY IN SENSITIVE INDIVIDUALS.

**WARNING:** FOR THE PURPOSES OF RECHARGING THE BATTERY, ONLY USE THE DETACHABLE SUPPLY UNIT PROVIDED WITH THIS TOY.

**WARNING:** CHOKING HAZARD—SMALL PARTS. NOT SUITABLE FOR CHILDREN UNDER 3 YEARS.

PRODUCT MAY VARY SLIGHTLY FROM IMAGE SHOWN.

PLEASE KEEP PACKAGING FOR FUTURE REFERENCE.

READ THE INSTRUCTIONS BEFORE OPERATING THE PRODUCT. PERFORMANCE TIPS: DO NOT DRIVE THE VEHICLE THROUGH WATER. DO NOT DRIVE THE VEHICLE INTO ANY HARD OBJECT.

**WARNING:** BATTERIES ARE TO BE INSERTED WITH THE CORRECT POLARITY (+ AND -). DO NOT MIX DIFFERENT TYPES OF BATTERIES OR NEW AND USED BATTERIES. NON-RECHARGEABLE BATTERIES ARE NOT TO BE RECHARGED. RECHARGEABLE BATTERIES ARE ONLY TO BE CHARGED UNDER ADULT SUPERVISION. THE SUPPLY TERMINALS ARE NOT TO BE SHORT-CIRCUITED. REMOVE BATTERIES FROM THE TOY WHEN NOT IN USE FOR EXTENDED TIME OR WHEN BATTERIES BECOME EXHAUSTED. BATTERY INSTALLATION BY AN ADULT IS REQUIRED. DISPOSE OF BATTERIES RESPONSIBLY. DO NOT DISPOSE OF IN FIRE.

KEYCODE: 43270798

2.4GHz

