

USER MANUAL

43233298

Bluetooth Portable Speaker_ IM_V

Artwork Proof Date: 26.8.2022

PAPER:


80gsm Bright white uncoated paper
80gsm 书写纸

PRINT COLOURS:

BLACK	GREY
C:0 M:0 Y:0 K:100	C:0 M:0 Y:0 K:70

PRINT FINISH:

Double sided



12 month warranty

Thank you for your purchase from Kmart.
Kmart Australia Ltd warrants your new product to be free from defects in materials and workmanship for the period stated above, from the date of purchase, provided that the product is used in accordance with the accompanying recommendations or instructions where provided. This warranty is in addition to your rights under the Australian Consumer Law. Kmart will provide you with your choice of a refund, repair or exchange (where possible) for this product if it becomes defective within the warranty period. Kmart will bear the reasonable expense of claiming the warranty. This warranty will no longer apply where the defect is a result of alteration, accident, misuse, abuse or neglect. Please retain your receipt as proof of purchase and contact our Customer Service Centre on **1800 124 125 (Australia)** or **0800 945 995 (New Zealand)** or alternatively, via Customer Help at **kmart.com.au** for any difficulties with your product. Warranty claims and claims for expense incurred in returning this product can be addressed to our Customer Service Centre at 690 Springvale Rd, Mulgrave Vic 3170. Our goods come with guarantees that cannot be excluded under the Australian Consumer Law. You are entitled to a replacement or refund for a major failure and compensation for any other reasonably foreseeable loss or damage. You are also entitled to have the goods repaired or replaced if the goods fail to be of acceptable quality and the failure does not amount to a major failure. For New Zealand customers, this warranty is in addition to statutory rights observed under New Zealand legislation.

WARNING › Do not dispose of unit in fire or water. › Never attempt to disassemble and reassemble. Waste electrical products should not be disposed of with household waste, please recycle where facilities exist. Check with your local authority for recycle advice. › Keep your device and all accessories out of reach of children and animals. Small parts may cause choking or serious injury if swallowed. › Avoid exposing your device to very cold or very hot temperatures (below 0°C or above 40°C). › Extreme temperatures can cause deforming of the device and reduce the charging capacity and life of your device. › Do not allow your device to get wet, liquids can cause serious damage. Do not handle your device with wet hands.

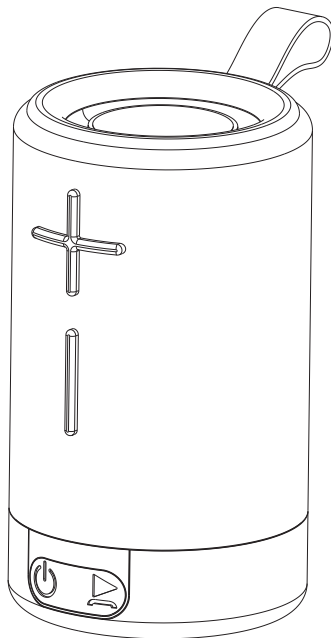
The Bluetooth® word mark and logos are registered trademarks owned by Bluetooth® SIG, Inc., and any use of such marks by KMART AUSTRALIA is under licence.
iPhone, iPad and Mac is a trademark of Apple Inc., registered in the U.S. and other countries.



anko

Bluetooth® Speaker User Manual

- What's Included:**
- › Wireless Speaker x 1
 - › Micro USB Charging Cable x 1
 - › Audio Cable x 1
 - › User Manual x 1



105 mm

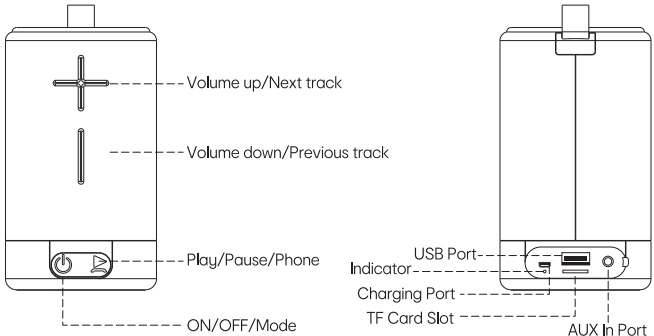
148.5 mm

43-233-298

Warning

- › Battery cannot be subjected to high or low extreme temperatures, low air pressure at high altitude during use, storage or transportation.
- › Risk of explosion if battery is replaced by an Incorrect type. Dispose of used battery according to the instructions.
- › Replacing battery with an incorrect type will bypass built-in safeguards.
- › Disposal of a battery into fire, or mechanically crushing or cutting a battery could result in an explosion.
- › Leaving a battery in an extremely high temperature surrounding environment could result in an explosion.
- › A battery subjected to extremely low air pressure could may result in an explosion or the leakage of flammable liquid or gas.
- › Do not expose the device to direct sunlight, heat or flame.
- › Damage, shock, and/or injury can occur if these warnings are not heeded.
- › Device may become warm while charging.
- › Make sure you always turn the product off and the power outlet off completely before unplugging the product.
- › Make sure the product has plenty of ventilation.
- › Do not press the buttons too hard as it could damage the product.
- › Only use dry cloth to keep product clean from dust.
- › Never try to repair this product yourself, take it to a certified technician. Trying to remove panels or repairing the unit yourself could lead to electric shock. When the unit is not in use, make sure it is correctly turned off and stored in a cool dry place.
- › Avoid dropping the product, as harsh impacts could damage the product.
- › The USB port is not for charging& for data transfer only.
- › This product shall be supplied by a power source not exceeding 15W only during normal & abnormal condition.

Function overview



Power ON/OFF:

Press and hold ON/OFF button.

Charging:

- › Please use provided USB cable for charging. Plug one side to USB port of the unit and the other side connect with the PC, wall charger or other 5V charging devices.
- › The indicator will be red on charging and will be off after full charged.
- › Do not use the unit when charging.

Bluetooth Pairing:

- › Once the unit turns on, will automatically enter Bluetooth mode, the indicator flashes rapidly to detect nearby Bluetooth enabled devices.
- › Search for "KM43233298" and connect from Bluetooth menu on the media device.
- › Once unit is successfully paired, you will hear a prompt tone and the indicator will be fixed.

Pause and Resume Playback:

Press Play/Pause button to start playback or pause music from your media device.

Skip Track:

Press the PLUS or MINUS button once to skip the track.

Adjusting the Volume:

Press and hold the PLUS or MINUS button to increase and decrease the speaker volume.

AUX Function:

Use a 3.5mm Aux-in cable to connect your device through the AUX port.

USB Play:

- › Use USB flash disk to connect your device through the USB socket.
- › Music format support: MP3/WMA/WAV/FLAC/APE

NOTE: USB port does not support USB charging for external device.

TF Card Play:

- › Plug the Micro SD card into the slot and play music via your media device.
- › Music format support: MP3/WMA/WAV/FLAC/APE

Mode Change:

Press Mode button to change the function when more than two modes are used at the same time.

Receiving Calls:

- › When there is incoming call, the unit will pause the playback and ring to alert you of the call. To answer/hang up the call, press the Play/Pause button.
- › Press and hold Play/Pause to reject an incoming call.
- › Double press Play/Pause to redial the last dialed number.

Specification

- › **Bluetooth Version:** 5.2
- › **Battery:** 400mAh 3.7V
- › **Speaker:** 3W
- › **Working Time:** 2-3hours
- › **Frequency:** 20Hz-20kHz
- › **Charging Time:** 1-2hours
- › **Charging Voltage:** DC 5V
- › **Working Distance:** 10M