

# Assembly Instructions

## 43228355 ADA BOUCLE CHAIR

### CARE INSTRUCTIONS:

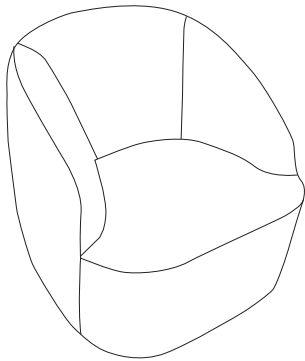
WIPE CLEAN WITH A DAMP CLOTH. DO NOT USE ABRASIVE MATERIAL AND SOLVENTS. SPOT CLEAN IF NEEDED. STORE IN A DRY PLACE. CHECK AND TIGHTEN ALL PARTS REGULARLY. FOR INDOOR AND DOMESTIC USE.

### WARNING:


DO NOT STAND ON THE CHAIR. USE ONLY ON A FLAT SURFACE. DO NOT USE UNTIL ALL SCREWS, BOLTS AND KNOBS ARE FIRMLY SECURED. ADULT ASSEMBLY REQUIRED. FAILURE TO FOLLOW THESE WARNINGS COULD RESULT IN SERIOUS INJURY. MAXIMUM LOADING WEIGHT: 100kg.

### Hardware list

AX1

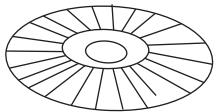


BX6



Feet tied with red rope in the carton.

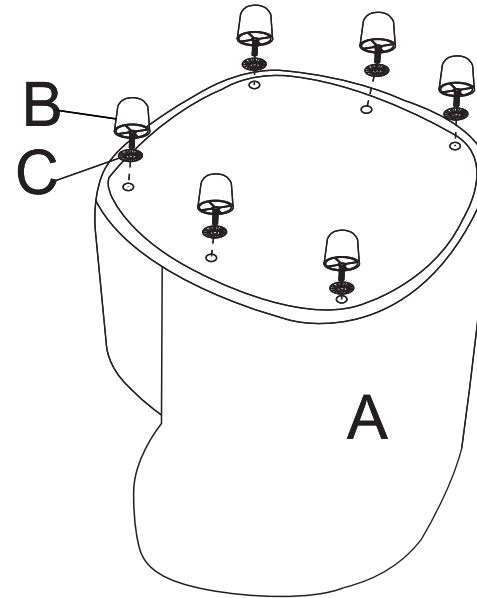
CX6



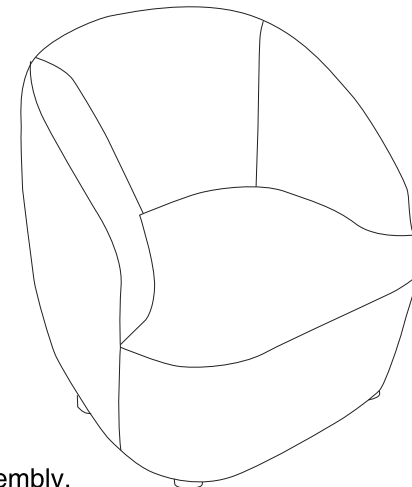
DX6



### STEP 1



### STEP 2



If the chair is not smooth after assembly, please use the part D to stick on the bottom of the foot to level.