

# 14.5X21CM

## IMPORTANT KEEP FOR FUTURE REFERENCE

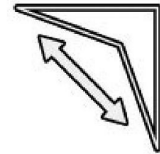
PLEASE READ ALL INSTRUCTIONS BEFORE SETUP OR FOLDAWAY

CAUTION: DO NOT FOLD OR UNFOLD THIS PRODUCT NEARBY CHILDREN, PEOPLE OR OBSTACLES.

### SETUP

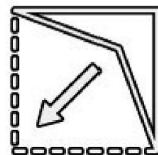
1. REMOVE THE PRODUCT FROM THE PACKAGING AND CAREFULLY UNFOLD IT AT ARMS LENGTH. **CAUTION! THE PRODUCT MAY SPRING OPEN QUICKLY.**

2. SIT THE STRUCTURE UPRIGHT. OPEN ONE SIDE OF THE PANEL LIKE YOU WOULD WITH A BOOK.



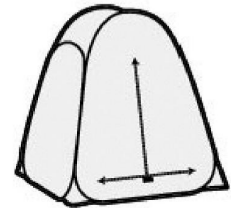
TOP VIEW

3. REACH INTO THE INSIDE CORNER AND PULL IT TOWARDS YOU. THIS WILL FORM THE CUBE STRUCTURE.



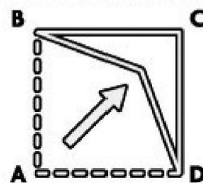
TOP VIEW

4. YOUR PLAY TENT IS NOW READY TO ENJOY.



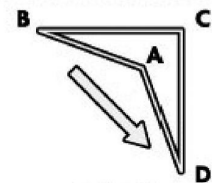
### FOLDAWAY

1. TAKE THE STRUCTURE AND PUSH CORNER [A] INTO THE OPPOSITE CORNER [C].



TOP VIEW

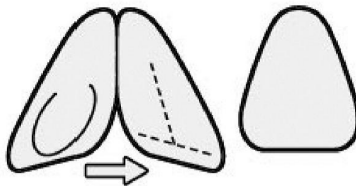
2. BRING CORNERS [B] AND [D] TOGETHER. THE STRUCTURE SHOULD NOW BE FLAT.



TOP VIEW

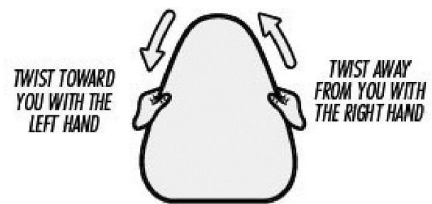
3. MAKE SURE THE PANELS OF YOUR STRUCTURE LAY FLAT AND THE EDGES JOIN UP AS MUCH AS POSSIBLE OR IT WILL MAKE THE FOLDING DIFFICULT. NOW YOU ARE READY TO FOLD.

*IT IS RECOMMENDED TO STORE THE PRODUCT FLAT. HOWEVER FOR PORTABILITY, CONTINUE TO FOLD.*



FOLD TOGETHER

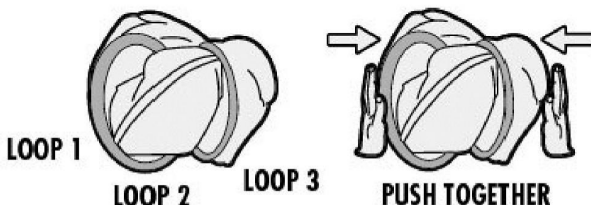
4. HOLD THE FLATTENED TENT UPRIGHT WITH ONE HAND ON EITHER SIDE.



TWIST TOWARD YOU WITH THE LEFT HAND

TWIST AWAY FROM YOU WITH THE RIGHT HAND

5. REVERSE ONE HAND AND TWIST THE FLATTENED TENT INTO ITSELF. THIS WILL FORM THREE LOOPS IN A FLATTENED DISC.



LOOP 1

LOOP 2

LOOP 3

PUSH TOGETHER

6. BRING THE LOOPS TOGETHER AND STORE THE COMPACTED PLAY TENT CAREFULLY IN ITS CARRY BAG. **CAUTION! IT MAY SPRING OPEN AGAIN SUDDENLY.**

**CAUTION:** THIS PRODUCT WILL SPRING OPEN QUICKLY! CHILDREN SHOULD NOT BE ALLOWED TO FOLD OR UNFOLD THIS PRODUCT WITHOUT ADULT SUPERVISION. DISCARD IF STEEL LOOP IS BROKEN. PLEASE THOROUGHLY READ INSTRUCTIONS BEFORE USING THIS PRODUCT. COLOURS AND SPECIFICATIONS OF PRODUCT MAY DIFFER FROM PHOTOS SHOWN. YOUR TENT SHOULD NOT BE LEFT IN DIRECT SUNLIGHT OR OUTDOORS FOR LONG PERIODS OF TIME.

**WARNING:** KEEP AWAY FROM FIRE. ITEM IS NOT FIREPROOF. KEEP ALL FLAME AND HEAT SOURCES AWAY FROM THIS PRODUCT.

**CHOKING HAZARD** - SMALL PARTS. NOT SUITABLE FOR CHILDREN UNDER 3 YEARS.

**TROUBLESHOOT:** IF YOUR STRUCTURE DOES NOT STAND PROPERLY OR YOU NOTICE THAT THE PANELS ARE BOWING (CURVING), IT MAY BE DIFFICULT FOR YOU TO FOLD YOUR PRODUCT. IF THIS IS THE CASE, YOU MAY HAVE A TWISTED INNER SPRING LOOP. TO FIX THIS PROBLEM, SIMPLY RUN YOUR FINGERS AROUND THE EDGE (BINDING) OF THE PRODUCT WHERE THE SPRING LOOP IS LOCATED. WHEN YOU FEEL A TWIST, PUT YOUR HANDS ON EITHER SIDE OF IT AND PEDAL THEM BACKWARDS OR FORWARDS LIKE YOU WOULD A BICYCLE. THIS WILL UNTWIST YOUR LOOP AND ALLOW FOR EASIER OPENING AND FOLDING.

DUE TO CONTINUAL CHANGES AND IMPROVEMENTS TO OUR PRODUCTS, THE COLOURS AND SPECIFICATIONS OF OUR PRODUCTS MAY VARY. PRODUCT MAY DIFFER FROM PHOTOS SHOWN.