


Night Vision Goggles

8+
years

A QUICK LOOK AT YOUR DEVICEE



NIGHT VISION GOGGLES OPERATION

1. Turn on night vision goggles by moving the switch to the on position.
2. Place night vision goggles on your head and adjust the straps by pulling the straps. (see Diagram 1)
3. To see ahead in the dark, press the orange button on the side to pop out the lights. (see Diagram 2)
4. When not in use, press the lights inward back to store and turn off night vision goggles. (see Diagram 3)

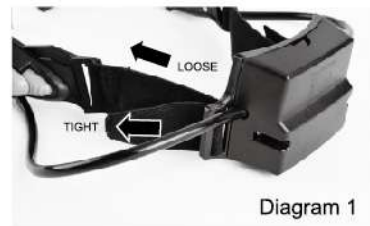


Diagram 1




Diagram 2



Diagram 3

BATTERY INSTALLATION



REQUIRES 4 X 1.5V AAA BATTERIES
(NOT INCLUDED).

WARNING: BATTERIES ARE TO BE INSERTED WITH THE CORRECT POLARITY (+ AND -). DO NOT MIX DIFFERENT TYPES OF BATTERIES OR NEW AND USED BATTERIES. NON-RECHARGEABLE BATTERIES ARE NOT TO BE RECHARGED. RECHARGEABLE BATTERIES ARE ONLY TO BE CHARGED UNDER ADULT SUPERVISION. RECHARGEABLE BATTERIES ARE TO BE REMOVED FROM THE TOY BEFORE BEING CHARGED. THE SUPPLY TERMINALS ARE NOT TO BE SHORT-CIRCUITED. REMOVE BATTERIES FROM THE TOY WHEN NOT IN USE FOR EXTENDED TIME OR WHEN BATTERIES BECOME EXHAUSTED. BATTERY INSTALLATION BY AN ADULT IS REQUIRED. DISPOSE OF BATTERIES RESPONSIBLY. DO NOT DISPOSE OF IN FIRE.

WARNING: FOR SAFETY REASONS, REMOVE ALL TAGS, LABELS AND PLASTIC FASTENERS BEFORE GIVING THIS TOY TO YOUR CHILD.

KEYCODE: 42887898

FOR AU / NZ: IMPORTED FOR KMART STORES IN AUSTRALIA AND NEW ZEALAND.

FOR USA: IMPORTED BY ANKO RETAIL INC. 19500 ALDERWOOD MALL PARKWAY LYNNWOOD WA 98036 USA.

PRODUCT MAY VARY FROM IMAGE SHOWN. PLEASE KEEP THE PACKAGING FOR FUTURE REFERENCE.

⚠ WARNING: CHOKING HAZARD—SMALL PARTS. NOT SUITABLE FOR CHILDREN UNDER 3 YRS.

WARNING: TOY GOGGLES ONLY. THEY DO NOT OFFER PROTECTION.