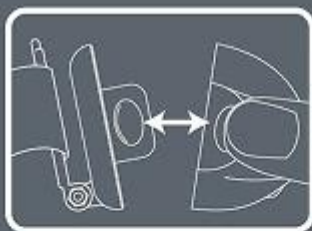
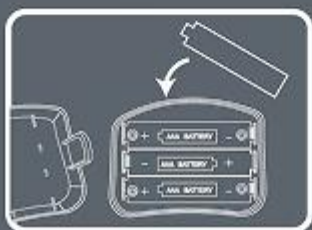


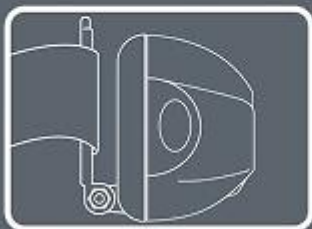
User Instruction



1. Remove the battery cover base.



2. Place the batteries into position in the correct polarity and secure the battery cover base.



3. Attach headlight holder to headband.



1. Press the switch once:
3W white LED on



2. Second Press the switch:
2pcs white LED on



3. Third Press the switch:
2pcs red LED on



4. Fourth Press the switch:
2pcs red LED flash