







TWIN PORTABLE GOALS

Key Code: 42414896

Warning!!!

Check all parts are included before assembly. Always assemble and disassemble the product under adult supervision. If there are any broken parts found on the product, please stop using the product.

PARTS#	Image	Description	Quantity	PARTS#	Image	Description	Quantity
1		fibre pipe with protection head	4 pc	4		"L" steel tube	2 pc
2		fibre pipe	2 pc	5		webbing	1 pc
3		soccer goal net	1 pc	6		peg	3 pc

Assembly:

1. Connect fibre pipe (Part 1, 2)

part 1



part 2



part 1



2. Check the soccer goal net (part 3) and find the gaps on 2-sides of the net, Feed fibre pipe through the gaps



3. Put the "L" tube (Part 4) through small loops (Part 5).



4. Connect "L" tube (part 4) with two fibre pipes for one side (refer to below left image), then fold the goal, keep the goal vertically and fix the assembled "L" tube by on foot, Insert another "L" tube into two fibre pipes and adjust its webbing (refer to below right image).



CAUTION: This product will pop up quickly. Take cautions when assembling and disassembling the product. Small children should never be allowed to assemble or disassemble the product without adult supervision.

5. Secure goal to ground using pegs (Part 6) provided through the big loops.

